

This document provides you with key investor information about this fund. It is not marketing material. The information is required by law to help you understand the nature and the risks of investing in this fund. You are advised to read it so you can make an informed decision about whether to invest.

AXA Sterling Credit Short Duration Bond Fund

A Sub-Fund of AXA Fixed Interest Investment ICVC

Share class : AXA Sterling Credit Short Duration Bond Fund ZI Income GBP (ISIN : GB00BF6NPH98)

This Sub-Fund is managed by AXA Investment Managers UK Limited, part of the AXA IM Group

Objectives and Investment Policy

Investment Objective

The aim of the Fund is to provide income combined with any capital growth over the short term (being a period of three years or less).

Investment Policy

The Fund invests at least 70% of its Net Asset Value in sterling-denominated investment grade bonds (meaning bonds with a Standard & Poor's rating of at least BBB- or such equivalent rating by Moody's or Fitch), which are with a bias towards shorter maturities (where the full repayment of the bond by the company is expected to be less than five years). The fund manager seeks to reduce the effect of credit risk through diversification and its analysis and selection of bonds.

To avoid investing in bonds issued by companies which present excessive degrees of environmental, social and governance (ESG) risk, the fund manager applies AXA Investment Manager's (AXA IM's) sector specific investment guidelines relating to responsible investment to the Fund. Such guidelines exclude investment in soft commodity derivatives or exposure to certain companies based on their involvement in specific sectors (such as tobacco production, ecosystem protection and deforestation, controversial weapons and climate risks).

The fund manager also applies the AXA IM's ESG Standards policy. This policy excludes investment in companies based on: manufacture of white phosphorus weapons; certain criteria relating to human rights and anti-corruption as well as other ESG factors. The AXA IM's ESG Standards policy and AXA IM's sector specific investment guidelines are subject to change and the latest copies are available from the fund manager on request.

Further, in selecting investments, the fund manager will, in addition to the application of the above policies, take into account the issuer's ESG score as one factor within its broader analysis of the issuer to make selections which are expected to generate an income return. It is, however, just one component of the fund manager's investment process and ESG scores are not the principal driver of investment decision making. The fund manager believes that issuers with higher ESG scores manage risk associated with ESG issues more effectively, contributing to better financial performance of such issuers in the long term. ESG scores are obtained from our selected external provider(s) and may be adjusted by the fund manager using its own research. The 'Responsible Investment' section of the Prospectus contains details on our selected external provider(s). The fund manager will not invest in bonds with the lowest ESG scores, save in exceptional circumstances. If the fund manager deems that an investment no longer meets the criteria set out in this investment policy or its expectations in terms of that

investment's prospects for achieving income and capital growth, the fund manager will disinvest as soon as practicable having regard to the best interests of the Fund's investors and in accordance with its best execution policy.

The Fund may also invest in other transferable securities, cash, deposits, units in collective investment schemes (including funds that are managed by the fund manager or its associates) and money market instruments. The Fund may use derivatives for investment purposes as well as for Efficient Portfolio Management. Use may be made of stock lending, borrowing, cash holdings, hedging and other investment techniques permitted in the applicable Financial Conduct Authority Rules.

SONIA Compounded Index may be used by investors to compare the Fund's financial performance. Investors should note that the SONIA Compounded Index is a cash-based index, which the ACD has selected as an appropriate comparator given the absence of a suitable bond index, and therefore does not take account of the specific risks relevant to the Fund.

Where bonds are denominated in a currency other than Sterling, the Fund aims to reduce the risk of movements in exchange rates between such currency and Sterling through the use of derivatives (financial instruments which derive their value from the value of other assets).

Income

Income from investments in the Fund may be paid out to you directly if you hold income shares.

Fund Currency

The reference currency of the Fund is Sterling.

Investment Horizon

This Fund may not be suitable for investors who plan to withdraw their contribution within three years.

Processing of subscription and redemption orders

Your orders to buy, sell or transfer shares in the Fund, must be received by the Administrator by 12 noon on any working day to receive that day's Fund price. Also this Fund has another Valuation Point on the last business day of each month and therefore an additional dealing cut off at 4.30pm on that day only. Please note that if your order is placed by an intermediary or Financial Adviser, they may require extra processing time.

The Net Asset Value of this Fund is calculated on a daily basis.

Minimum initial investment: £10,000,000

Minimum subsequent investment: £100,000

Risk and Reward Profile



The risk category is calculated using historical performance data and may not be a reliable indicator of the Fund's future risk profile.

The risk category shown is not guaranteed and may shift over time.

The lowest category does not mean risk free.

Why is this Fund in this category?

The capital of the Sub-Fund is not guaranteed. The Sub-Fund is invested in financial markets and uses techniques and instruments which are subject to some levels of variation, which may result in gains or losses.

Additional Risks (risks materially relevant to the fund which are not adequately captured by the indicator)

Counterparty Risk: failure by any counterparty to a transaction (e.g. derivatives and securities lending) with the Fund to meet its obligations may adversely affect the value of the Fund. The Fund may receive assets from the counterparty to protect against any such adverse effect but there is a risk that the value of such assets at the time of the failure would be insufficient to cover the loss to the Fund.

Derivatives: derivatives can be more volatile than the underlying asset and may result in greater fluctuations to the Fund's value. In the case of derivatives not traded on an exchange they may be subject to additional counterparty and liquidity risk.

Interest Rate Risk: fluctuations in interest rates will change the value of bonds, impacting the value of the Fund. Generally, when interest rates rise, the value of the bonds fall and vice versa. The valuation of bonds will also change according to market perceptions of future movements in interest rates.

Liquidity Risk: some investments may trade infrequently and in small volumes. As a result the Fund manager may not be able to sell at a preferred time or volume or at a price close to the last quoted valuation. The Fund manager may be forced to sell a number of such investments as a result of a large redemption of shares in the Fund. Depending on market conditions, this could lead to a significant drop in the Fund's value and in extreme circumstances lead the Fund to be unable to meet its redemptions.

Credit Risk: the risk that an issuer of bonds will default on its obligations to pay income or repay capital, resulting in a decrease in Fund value. The value of a bond (and, subsequently, the Fund) is also affected by changes in market perceptions of the risk of future default. Investment grade issuers are regarded as less likely to default than issuers of high yield bonds.

Further explanation of the risks associated with an investment in this Fund can be found in the prospectus.



**Investment
Managers**

AXA Sterling Credit Short Duration Bond Fund

Charges

The charges you pay are used to pay the cost of running the Fund, including the costs of marketing and distributing it. These charges reduce the potential growth of your investment.

One-off charges taken before or after you invest

Entry charge	none
Exit charge	none
This is the maximum that might be taken out of your money before it is invested.	

Charges taken from the fund over a year

Ongoing Charges	0.26%
-----------------	-------

Charges taken from the fund under certain specific conditions

Performance fee	none
-----------------	------

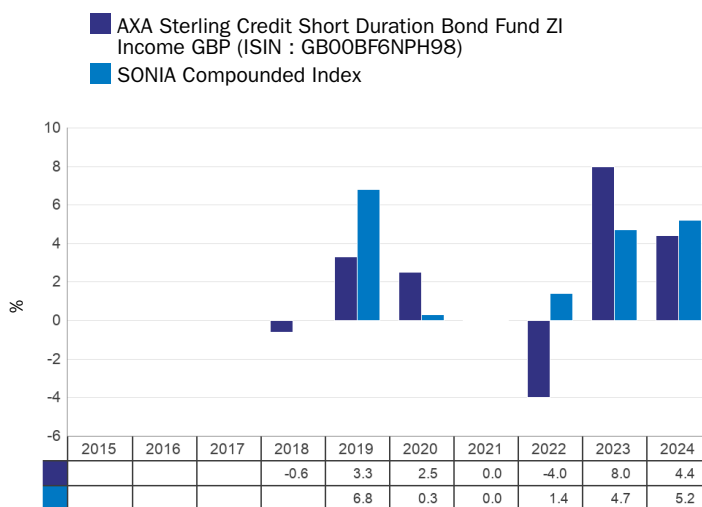
The entry and exit charges shown are maximum figures. In some cases, you might pay less - you can find this out from your Financial Adviser.

The ongoing charges figure is based on expenses for the previous twelve month period. This figure may vary from year to year. It excludes:

- Performance fees
- Portfolio transaction costs, except in the case of an entry/exit charge paid by the Fund when buying or selling units in another collective investment undertaking.

For more information about charges, please refer to AXA IM website: <https://www.axa-im.co.uk/important-information/fund-charges-and-costs> as well as the Fees and Expenses section of the prospectus which is available at <https://funds.axa-im.com>.

Past Performance



Past performance is not a reliable indicator of future results.

Past performance is shown after the deduction of ongoing charges. Any entry/exit fees are excluded from the calculation.

The Sub-Fund was launched on 12/11/2010 and the share class in 2017.

Past performance has been calculated in Sterling and is expressed as a percentage change of the Fund's Net Asset Value at each year end.

The Fund's comparator benchmark is SONIA Compounded Index.

Practical Information

Depository:

HSBC Bank Plc
Registered Office
8 Canada Square
London, E14 5HQ

Further information:

More detailed information on this Fund, such as the prospectus as well as the latest annual and semi-annual report, can be obtained free of charge from the Fund's Management Company, the Administrator, the Fund's distributors, online at <https://www.axa-im.co.uk>, or by calling 0345 777 5511. These documents are available in English.

More share classes are available for this Sub-Fund. For more details about other share classes, please refer to the prospectus, which is available at <https://funds.axa-im.com/>.

Details of the up to date remuneration policy of the Management Company are published online at www.axa-im.com/important-information/remuneration-policy. This includes the description of how remuneration and benefits are awarded for employees, and information on the remuneration committee. The Management Company provides a paper copy free of charge upon request. A glossary of some of the terms used in this document can be found online at <https://retail.axa-im.co.uk/glossary>.

Each Sub-Fund corresponds to a distinct part of the assets and liabilities of the UCITS. As a consequence, the assets of each Sub-Fund are segregated from the assets of the other Sub-Funds and exclusively available to satisfy the rights of investors in relation to that Sub-Fund and the right of creditors whose claims have arisen in connection with the creation, the operation or the liquidation of that Sub-Fund.

Net Asset Value Publication:

The Net Asset Value per share is available at <https://www.axa-im.co.uk> and at the registered office of the Fund's Management Company.

Tax Legislation:

The Fund is subject to the tax laws and regulations of the United Kingdom. Depending on your own country of residence this might have an impact on

your investments. For further details, you should consult a tax adviser.

Liability Statement:

AXA Investment Managers UK Limited may be held liable solely on the basis of any statement contained in this document that is misleading, inaccurate or inconsistent with the relevant parts of the prospectus for the Fund.

Switching between Funds:

Shareholders may apply for their shares to be converted into shares of another Fund, provided that the conditions for accessing the target share class are fulfilled. Investment would be at the Net Asset Value of the target fund, calculated at the applicable Valuation Point following receipt of the conversion request.

The redemption and subscription costs connected with the conversion may be charged to the shareholder as indicated in the prospectus.

For more details about how to switch Fund, please refer to the section in the Fund's prospectus entitled "Can I switch or convert shares and what are the implications?", which is available at <https://funds.axa-im.com>

BlackRock Continental European Income Fund

Class D Income GBP Hedged

ISIN: GB00BWG07G2 1

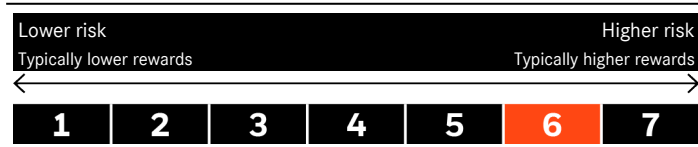
Manager: BlackRock Fund Managers Limited

Objectives and Investment Policy

- ▶ The Fund aims to provide an above average income return from its equity investments (i.e. shares), compared to the income produced by European equity markets (excluding the UK) as represented by FTSE World Europe Ex UK Index, without sacrificing capital growth (i.e. the value of the assets held by the Fund) over the long term (5 or more consecutive years beginning at the point of investment).
- ▶ The Fund invests at least 70% of its total assets in the equity securities (e.g. shares) of companies domiciled in, or the main business of which is in Europe, excluding the United Kingdom.
- ▶ The investment adviser (IA) may use derivatives (i.e. investments the prices of which are based on one or more underlying assets) to help achieve the Fund's investment objective.
- ▶ The Fund has the flexibility to invest outside of the asset class set out above.
- ▶ The Fund is actively managed and the IA has discretion to select the Fund's investments. In doing so, the IA will refer to the FTSE World Europe ex-UK Index (the "Index") when constructing the Fund's portfolio, and also for risk management purposes to ensure that the active risk (i.e. degree of deviation from the index) taken by the Fund remains appropriate given the Fund's investment objective and policy. The IA is not bound by the components or weighting of the Index when selecting investments. The IA may also use its discretion to invest in securities not included in the Index in order to take advantage of specific investment opportunities. However, the geographical scope of the investment objective and policy may have the effect of limiting the extent to which the portfolio holdings will deviate from the Index. The Index should be used by unitholders to compare the performance of the Fund.
- ▶ Recommendation: This Fund may not be appropriate for short-term investment.
- ▶ Your units will be income units (i.e. dividend income will be paid quarterly on the units).
- ▶ Your units will be denominated in Sterling, the Fund's base currency.
- ▶ Your units will be "hedged" with the aim of reducing the effect of exchange rate fluctuations between the base currency of the Fund (which is Sterling) and any different currencies in which the assets of the Fund are denominated. FDIs, including FX forward contracts, will be used for currency hedging purposes. The hedging strategy may not completely eliminate currency risk and, therefore, may affect the performance of your units.
- ▶ You can buy and sell your units daily. The minimum initial investment for this unit class is £100,000.

For more information on the Fund, share/unit classes, risks and charges, please see the Fund's prospectus, available on the product pages at www.blackrock.com

Risk and Reward Profile



- ▶ This indicator is based on historical data and may not be a reliable indication of the future risk profile of the Fund.
- ▶ The risk category shown is not guaranteed and may change over time.
- ▶ The lowest category does not mean risk free.
- ▶ The Fund is rated six due to the nature of its investments which include the risks listed below. These factors may impact the value of the Fund's investments or expose the Fund to losses.

- The value of equities and equity-related securities can be affected by daily stock market movements. Other influential factors include political, economic news, company earnings and significant corporate events.
- ▶ Particular risks not adequately captured by the risk indicator include:
 - Counterparty Risk: The insolvency of any institutions providing services such as safekeeping of assets or acting as counterparty to derivatives or other instruments, may expose the Fund to financial loss.

Charges

The charges are used to pay the costs of running the Fund, including the costs of marketing and distributing it. These charges reduce the potential growth of your investment.

The entry and exit charges shown are maximum figures. In some cases you might pay less. Please refer to your financial advisor or the distributor for the actual entry and exit charges.

*Subject to a charge of up to 2% paid into the Fund where the Manager suspects excessive trading by an investor.

The ongoing charges figure is based on expenses for the twelve month period ending 31 December 2024. This figure may vary from year to year. It excludes portfolio trade-related costs, except costs paid to the custodian and any entry/exit charge paid to an underlying collective investment scheme (if any).

** To the extent the Fund undertakes securities lending to reduce costs, the Fund will receive 62.5% of the associated revenue generated and the remaining 37.5% will be received by BlackRock as the securities lending agent. As securities lending revenue sharing does not increase the costs of running the Fund, this has been excluded from the ongoing charges.

One-off charges taken before or after you invest	
Entry Charge	None
Exit Charge	None*
This is the maximum that might be taken out of your money before it is invested or before proceeds of your investments are paid out.	
Charges taken from the Fund over each year	
Ongoing Charges	0.92%**
Charges taken from the Fund under certain conditions	
Performance Fee	None

Past Performance

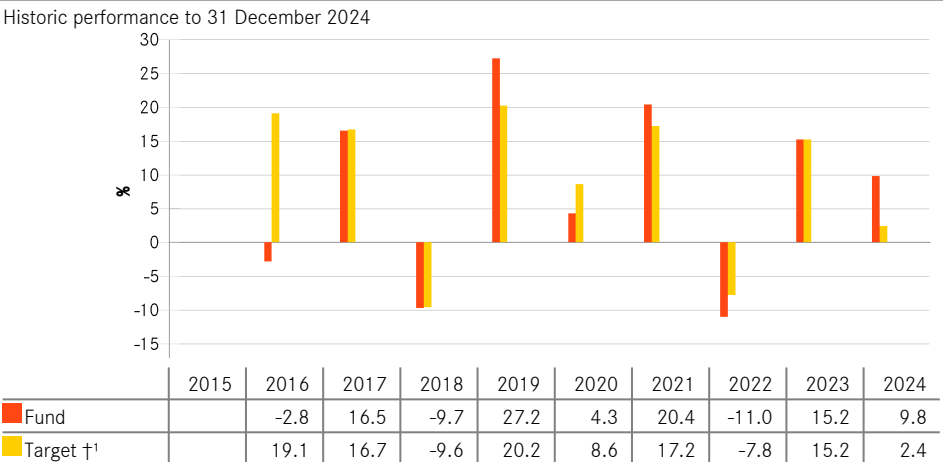
Past performance is not a guide to future performance.

The chart shows the Fund's annual performance in GBP for each full calendar year over the period displayed in the chart. It is expressed as a percentage change of the Fund's net asset value at each year-end. The Fund was launched in 2011. The unit class was launched in 2015.

Performance is shown after deduction of ongoing charges. Any entry/exit charges are excluded from the calculation.

†1FTSE All World Developed Europe Ex UK Index (GBP)

It is not intended that the performance of the Fund will track the index.



Practical Information

- ▶ The trustee and depositary of the Fund is The Bank of New York Mellon (International) Limited, which also acts as custodian.
- ▶ Further information about the Fund can be obtained from the latest annual report and half-yearly reports of the Fund. These documents are available free of charge in English. These can be found, along with other information, such as unit prices, on the BlackRock website at www.blackrock.com or by calling Investor Services on 0800 44 55 22.
- ▶ Investors should note that the tax legislation that applies to the Fund may have an impact on the personal tax position of your investment in the Fund.
- ▶ BlackRock Fund Managers Limited may be held liable solely on the basis of any statement contained in this document that is misleading, inaccurate or inconsistent with the relevant parts of the Fund's prospectus.
- ▶ The Remuneration Policy of the Management Company, which describes how remuneration and benefits are determined and awarded, and the associated governance arrangements, is available at www.blackrock.com/Remunerationpolicy or on request from the registered office of the Management Company.

BlackRock Continental European Income Fund

Class D Income GBP

ISIN: GB00B3Y7MQ71

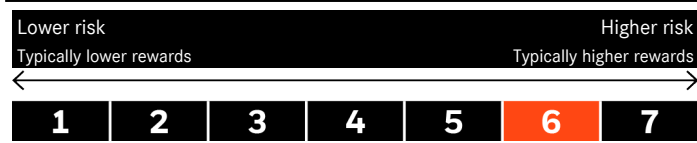
Manager: BlackRock Fund Managers Limited

Objectives and Investment Policy

- ▶ The Fund aims to provide an above average income return from its equity investments (i.e. shares), compared to the income produced by European equity markets (excluding the UK) as represented by FTSE World Europe Ex UK Index, without sacrificing capital growth (i.e. the value of the assets held by the Fund) over the long term (5 or more consecutive years beginning at the point of investment).
- ▶ The Fund invests at least 70% of its total assets in the equity securities (e.g. shares) of companies domiciled in, or the main business of which is in Europe, excluding the United Kingdom.
- ▶ The investment adviser (IA) may use derivatives (i.e. investments the prices of which are based on one or more underlying assets) to help achieve the Fund's investment objective.
- ▶ The Fund has the flexibility to invest outside of the asset class set out above.
- ▶ The Fund is actively managed and the IA has discretion to select the Fund's investments. In doing so, the IA will refer to the FTSE World Europe ex-UK Index (the "Index") when constructing the Fund's portfolio, and also for risk management purposes to ensure that the active risk (i.e. degree of deviation from the index) taken by the Fund remains appropriate given the Fund's investment objective and policy. The IA is not bound by the components or weighting of the Index when selecting investments. The IA may also use its discretion to invest in securities not included in the Index in order to take advantage of specific investment opportunities. However, the geographical scope of the investment objective and policy may have the effect of limiting the extent to which the portfolio holdings will deviate from the Index. The Index should be used by unitholders to compare the performance of the Fund.
- ▶ Recommendation: This Fund may not be appropriate for short-term investment.
- ▶ Your units will be income units (i.e. dividend income will be paid quarterly on the units).
- ▶ Your units will be denominated in Sterling, the Fund's base currency.
- ▶ You can buy and sell your units daily. The minimum initial investment for this unit class is £100,000.

For more information on the Fund, share/unit classes, risks and charges, please see the Fund's prospectus, available on the product pages at www.blackrock.com

Risk and Reward Profile



- ▶ This indicator is based on historical data and may not be a reliable indication of the future risk profile of the Fund.
- ▶ The risk category shown is not guaranteed and may change over time.
- ▶ The lowest category does not mean risk free.
- ▶ The Fund is rated six due to the nature of its investments which include the risks listed below. These factors may impact the value of the Fund's investments or expose the Fund to losses.

- The value of equities and equity-related securities can be affected by daily stock market movements. Other influential factors include political, economic news, company earnings and significant corporate events.
- ▶ Particular risks not adequately captured by the risk indicator include:
 - Counterparty Risk: The insolvency of any institutions providing services such as safekeeping of assets or acting as counterparty to derivatives or other instruments, may expose the Fund to financial loss.

Charges

The charges are used to pay the costs of running the Fund, including the costs of marketing and distributing it. These charges reduce the potential growth of your investment.

The entry and exit charges shown are maximum figures. In some cases you might pay less. Please refer to your financial advisor or the distributor for the actual entry and exit charges.

*Subject to a charge of up to 2% paid into the Fund where the Manager suspects excessive trading by an investor.

The ongoing charges figure is based on expenses for the twelve month period ending 31 December 2024. This figure may vary from year to year. It excludes portfolio trade-related costs, except costs paid to the custodian and any entry/exit charge paid to an underlying collective investment scheme (if any).

** To the extent the Fund undertakes securities lending to reduce costs, the Fund will receive 62.5% of the associated revenue generated and the remaining 37.5% will be received by BlackRock as the securities lending agent. As securities lending revenue sharing does not increase the costs of running the Fund, this has been excluded from the ongoing charges.

One-off charges taken before or after you invest	
Entry Charge	None
Exit Charge	None*
This is the maximum that might be taken out of your money before it is invested or before proceeds of your investments are paid out.	
Charges taken from the Fund over each year	
Ongoing Charges	0.91%**
Charges taken from the Fund under certain conditions	
Performance Fee	None

Past Performance

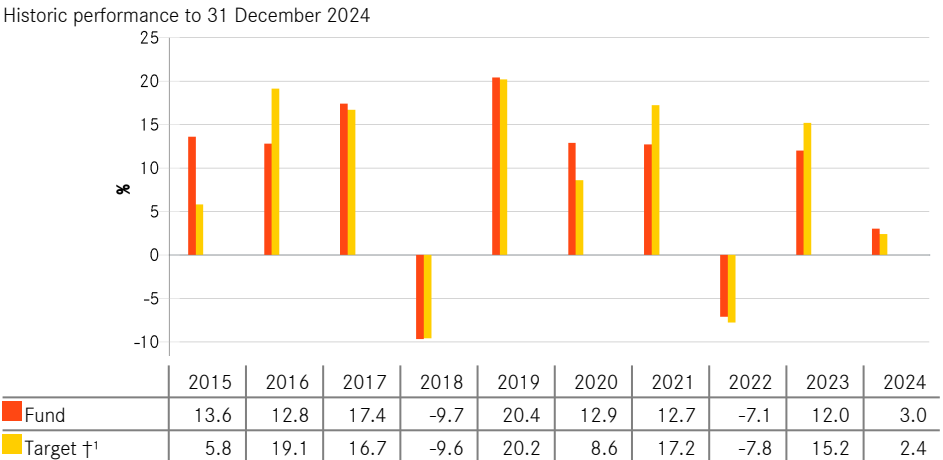
Past performance is not a guide to future performance.

The chart shows the Fund's annual performance in GBP for each full calendar year over the period displayed in the chart. It is expressed as a percentage change of the Fund's net asset value at each year-end. The Fund was launched in 2011. The unit class was launched in 2011.

Performance is shown after deduction of ongoing charges. Any entry/exit charges are excluded from the calculation.

†1FTSE All World Developed Europe Ex UK Index (GBP)

It is not intended that the performance of the Fund will track the index.



Practical Information

- ▶ The trustee and depositary of the Fund is The Bank of New York Mellon (International) Limited, which also acts as custodian.
- ▶ Further information about the Fund can be obtained from the latest annual report and half-yearly reports of the Fund. These documents are available free of charge in English. These can be found, along with other information, such as unit prices, on the BlackRock website at www.blackrock.com or by calling Investor Services on 0800 44 55 22.
- ▶ Investors should note that the tax legislation that applies to the Fund may have an impact on the personal tax position of your investment in the Fund.
- ▶ BlackRock Fund Managers Limited may be held liable solely on the basis of any statement contained in this document that is misleading, inaccurate or inconsistent with the relevant parts of the Fund's prospectus.
- ▶ The Remuneration Policy of the Management Company, which describes how remuneration and benefits are determined and awarded, and the associated governance arrangements, is available at www.blackrock.com/Remunerationpolicy or on request from the registered office of the Management Company.

Purpose

This document provides you with key information about this investment product. It is not marketing material. The information is required by law to help you understand the nature, risks, costs, potential gains and losses of this product and to help you compare it with other products.

Product

BlackRock ICS Sterling Liquidity Fund (the "Fund"), **Premier Dist T1 Dist GBP** (the "Share Class"), ISIN: **IE000GUTLOG7**, is authorised in Ireland and manufactured by BlackRock Asset Management Ireland Limited (the "Manager") which is part of the BlackRock, Inc group.

The Manager is authorised in Ireland and regulated by the Central Bank of Ireland (the "CBI") and the CBI is responsible for supervising the Manager in relation to this Key Information Document.

More information is available at www.blackrock.com or by calling **+353 1 612 3393**. This document is dated 26 February 2025.

What is this product?

Type: The Fund is a sub-fund of Institutional Cash Series plc, an umbrella company incorporated in Ireland, authorised by the Central Bank of Ireland as a Undertaking for Collective Investment in Transferable Securities ("UCITS").

Term: The Fund does not have a fixed term of existence or maturity period but in certain circumstances, as described in the Fund prospectus, the Fund may be unilaterally terminated following written notice to unitholders subject to compliance with the Fund prospectus and applicable regulation.

Objectives


- The Fund aims to maximise income on your investment consistent with maintaining capital and ensuring its underlying assets can easily be bought or sold (in normal market conditions). Money invested in the Fund is not protected or guaranteed.
- The Fund invests in a broad range of high credit quality fixed income securities (such as bonds) and MMIs (i.e. debt securities with short term maturities). It may also invest in deposits with credit institutions (e.g. banks).
- The Fund will take into account environment, social and governance criteria when selecting investments as disclosed in the prospectus. For further details please refer to the prospectus.
- The Fund will limit its investment to assets which have 397 days or less remaining until the full principal must be repaid. The weighted average maturity (i.e. the average length of time to the date when the principal of the asset is to be repaid in full (or, in respect of interest rate notes, the average length of time to the next interest rate reset to a money market rate) of all of the Fund's assets will be up to 60 days. The weighted average life (i.e. the average length of time to the date when the principal of the assets is to be repaid in full) of all of the Fund's assets will be up to 120 days.
- The Fund's assets may be issued or guaranteed by both United Kingdom (UK) and non-UK issuers including governments, government agencies, companies and supranationals and shall always be denominated in Sterling. They will be rated high credit quality (i.e. meet a specified level of credit worthiness) at the time of purchase.
- The Fund is actively managed. The investment manager has discretion to select the Fund's investments. The Sterling Overnight Index Average Rate (SONIA) should be used by investors to compare the performance of the Fund.
- The Fund is a "Short Term Low Volatility Variable Net Asset Value Money Market Fund" (or LVNAV) as defined by the EU Money Market Funds Regulations. Details of the current credit ratings (if any) attributed to the Fund are available from www.blackrock.com/cash.
- The price of fixed income securities may be affected by changing interest rates which in turn may affect the value of your investment. Fixed income securities prices move inversely to interest rates. Therefore, the market value of fixed income securities may decrease as interest rates increase. The credit rating of an issuing entity will generally affect the yield that can be earned on fixed income securities; the better the credit rating the smaller the yield.
- The return on your investment in the Fund is directly related to the value of the underlying assets of the Fund, less costs (see "What are the costs?" below).
- The relationship between the return on your investment, how it is impacted and the period for which you hold your investment is considered below (see "How long should I hold it and can I take my money out early?").
- The depositary of the Fund is J.P. Morgan SE – Dublin Branch.
- Further information about the Fund can be obtained from the latest annual report and half-yearly reports of the Institutional Cash Series plc. These documents are available free of charge in English and certain other languages. These can be found, along with other (practical) information, including prices of units, on the BlackRock website at: www.blackrock.com or by calling the International Investor Servicing team on +353 1612 3393.
- The share class seeks to maintain a stable net asset value per share however this is not guaranteed.
- Your shares will be distributing shares (i.e. dividend income will be paid on the shares monthly).
- Your shares will be denominated in Sterling, the Fund's base currency.
- You can buy and sell your shares daily. The Fund is valued at multiple valuation points throughout each day in order to offer investors the ability to buy and sell shares at multiple times during the day. The minimum initial investment for this share class is £500,000,000.

Intended retail investor: The Fund is intended for retail investors with the ability to bear losses up to the amount invested in the Fund (see "How long should I hold it and can I take my money out early?").

Insurance benefits: The Fund does not offer any insurance benefits.

What are the risks and what could I get in return?

Risk Indicator

Risk Indicator						
Lower risk						Higher risk
1	2	3	4	5	6	7
 The risk indicator assumes you keep the product for 1 year. The actual risk can vary significantly if you cash in at an early stage and you may get back less.						

- The summary risk indicator is a guide to the level of risk of this product compared to other products. It shows how likely it is that the product will lose money because of movements in the markets or because we are not able to pay you.
- We have classified this product as 1 out of 7, which is the lowest risk class. This classification rates the potential losses from future performance at a very low level, and poor market conditions could affect the value of your investment. This classification is not guaranteed and may change over time and may not be a reliable indication of the future risk profile of the Fund. The lowest category does not mean risk free.
- Be aware of currency risk.** If you receive payments in a currency that is different to the product's base currency, the final return you will get depends on the exchange rate between the two currencies. This risk is not considered in the indicator shown above.
- Please refer to the product's Prospectus for details of other materially relevant risks that may apply to this product.
- This product does not include any protection from future market performance so you could lose some or all of your investment.
- If the product is not able to pay you what is owed, you could lose your entire investment.

Performance Scenarios

The figures shown include all the costs of the product itself, but may not include all the costs that you pay to your advisor or distributor. The figures do not take into account your personal tax situation, which may also affect how much you get back. What you will get from this product depends on future market performance. Market developments in the future are uncertain and cannot be accurately predicted. The unfavourable, moderate, and favourable scenarios shown are illustrations using the worst, average, and best performance of the product, which may include input from benchmark(s) / proxy, over the last ten years. Markets could develop very differently in the future.

Recommended holding period : 1 year		Example Investment : GBP 10,000	
Scenarios		If you exit after 1 year	If you exit after 1 years
Minimum	There is no minimum guaranteed return. You could lose some or all of your investment.		
Stress*	What you might get back after costs	9,860 GBP	9,860 GBP
	Average return each year	-1.4%	-1.4%
Unfavourable**	What you might get back after costs	10,000 GBP	10,000 GBP
	Average return each year	0.0%	0.0%
Moderate***	What you might get back after costs	10,050 GBP	10,050 GBP
	Average return each year	0.5%	0.5%
Favourable****	What you might get back after costs	10,280 GBP	10,280 GBP
	Average return each year	2.8%	2.8%

* The stress scenario shows what you might get back in extreme market circumstances.

** This type of scenario occurred for an investment in the product and/or benchmark(s) or proxy between November 2020 - November 2021.

*** This type of scenario occurred for an investment in the product and/or benchmark(s) or proxy between October 2014 - October 2015.

**** This type of scenario occurred for an investment in the product and/or benchmark(s) or proxy between May 2022 - May 2023.

What happens if BlackRock Asset Management Ireland Limited is unable to pay out?

The assets of the Fund are held in safekeeping by its depositary, J.P. Morgan SE – Dublin Branch (the "Depositary"). In the event of the insolvency of the Manager, the Fund's assets in the safekeeping of the Depositary will not be affected. However, in the event of the Depositary's insolvency, or someone acting on its behalf, the Fund may suffer a financial loss. However, this risk is mitigated to a certain extent by the fact the Depositary is required by law and regulation to segregate its own assets from the assets of the Fund. The Depositary will also be liable to the Fund and the investors for any loss arising from, among other things, its negligence, fraud or intentional failure properly to fulfil its obligations (subject to certain limitations). As a shareholder of the Fund you would not be able to make a claim to the UK Financial Services Compensation Scheme or any other scheme about the Fund in the event that the Fund is unable to pay out.

What are the costs?

The person advising on or selling you this product may charge you other costs. If so, this person will provide you with information about these costs and how they affect your investment.

Costs over time: The tables show the amounts that are taken from your investment to cover different types of costs. These amounts depend on how much you invest and how long you hold the product. The amounts shown here are illustrations based on an example investment amount and different possible investment periods.

We have assumed:

- You would get back the amount that you invested (0 % annual return).
- GBP 10,000 is invested.

	If you exit after recommended holding period	If you exit after 1 years
Total costs	11 GBP	12 GBP
Cost impact (*)	0.1%	0.1%

(*) This illustrates the effect of costs over a holding period of less than one year. This percentage cannot be directly compared to the cost impact figures provided for other PRIIPs.

We may share part of the costs with the person selling you the product to cover the services they provide to you. They will inform you of the amount.

Composition of Costs

		If you exit after recommended holding period
One-off costs upon entry or exit		
Entry costs	We do not charge an entry fee.	-
Exit costs	We do not charge an exit fee.	-
Ongoing costs taken each year		
Management fees and other administrative or operating costs	0.10% of the value of your investment per year. This is based on a combination of estimated and actual costs data over the last year. Any underlying product costs are included here with the exception of transaction costs which would be included below under 'Transaction costs'.	10 GBP
Transaction costs	0.01% of the value of your investment per year. This is an estimate of the costs incurred when we buy and sell the underlying investments for the product. The actual amount will vary depending on how much we buy and sell.	1 GBP
Incidental costs taken under specific conditions		
Performance fees	There is no performance fee for this product.	-

How long should I hold it and can I take money out early? Recommended Holding Period: 1 year

The recommended holding period (RHP) has been calculated in line with the investment strategy of the Fund and the time frame in which it is expected that it will be possible to achieve the investment objective of the Fund. Any investment should be considered against your specific investment needs and appetite for risk. BlackRock has not considered the suitability or appropriateness of this investment for your personal circumstances. If you are in any doubt about the suitability of the Fund to your needs you should seek appropriate professional advice. Details of dealing frequency can be found under "What is this product?". You may receive less than expected if you cash in earlier than the RHP. The RHP is an estimate and must not be taken as a guarantee or an indication of future performance, return or risk levels. Please see the "What are the costs?" section for details of any exit fees.

How can I complain?

If you are not entirely satisfied with any aspect of the service you have received and you wish to complain, details of our complaints handling process are available at www.blackrock.com/uk/individual/about-blackrock/contact-us. Additionally, you can also write to the Investor Services Team, at BlackRock's UK Registered Office, 12 Throgmorton Avenue, London, EC2N 2DL or e-mail them at enquiry@ukclientservices.blackrock.com.

Other relevant information

The latest version of this document, 1 year(s) of past performance of the Fund, previous performance scenario of the Fund, the latest annual report and half-yearly report and any additional information issued to shareholders can be obtained free of charge, in English, from www.blackrock.com or by calling the Investor Services Team on +353 1 612 3393 or from your broker, financial adviser or distributor.

The benchmark(s) referenced herein are the intellectual property of the index provider(s). The product is not sponsored or endorsed by the index provider(s). Please refer to the product's prospectus and/or www.blackrock.com for full disclaimer(s).

The Remuneration Policy of the Management Company, which describes how remuneration and benefits are determined and awarded, and the associated governance arrangements, is available at www.blackrock.com/Remunerationpolicy or on request from the registered office of the Manager.

Key Investor Information

This document provides you with key investor information about this fund. It is not marketing material. The information is required by law to help you understand the nature and the risks of investing in this fund. You are advised to read it so you can make an informed decision about whether to invest.

Fidelity Index Pacific ex Japan Fund

a sub-fund of Fidelity Investment Funds

Fidelity Index Pacific ex Japan Fund P Income Shares
(ISIN:GB00BP8RYR23)

This fund is managed by FIL Investment Services (UK) Limited

Objectives and Investment Policy

Objective: The fund aims to track the performance (before fees and expenses are applied) of the MSCI Pacific ex Japan (Net Total Return) Index, thereby seeking to increase the value of your investment over 5 years or more.

Investment Policy: The fund uses an index tracking (passive) investment approach whereby it aims to replicate the composition of the index. However, for practical reasons and/or to reduce the dealing costs of the fund, it may not invest in every company share in the index or at its weighting within the index.


Investment Process : As well as investing directly in company shares, the fund will achieve exposure indirectly using derivatives, for example at the time of cash inflows to remain fully invested or to reduce transaction costs. To manage the cash position, the fund may invest in other investment types such as liquidity funds (including those managed by Fidelity).

Derivatives and Techniques: Derivatives are investments whose value is linked to another investment, or to the performance of a stock exchange or to some other variable factor, such as interest rates and used to reduce risk or transaction costs and/or to generate extra income or further increase the value of your investment.

Additional information: Income from the fund is either paid out to you or it is used to buy you more shares in the fund. Shares can usually be bought and sold each business day of the fund. The fund's performance can be compared to the MSCI Pacific ex-Japan (Net total return) Index.

funds that are indexed to an MSCI index are not sponsored, endorsed, or promoted by MSCI, and MSCI bears no liability with respect to any such funds or securities or any index on which the funds or securities are based. The Prospectus contains a more detailed description of the limited relationship MSCI has with Fidelity and any related funds.

Risk and Reward Profile



Historical data may not be a reliable indication for the future.

The risk category shown is not guaranteed and may change over time.

The lowest category does not mean a "risk free" investment.

The risk and reward profile is classified by the level of historical fluctuation of the Net Asset Values of the share class, and within this classification, categories 1-2 indicate a low level of historical fluctuations, 3-5 a medium level and 6-7 a high level.

The value of your investment may fall as well as rise and you may get back less than you originally invested.

The fund may invest in instruments denominated in currencies other than the fund base currency. Changes in currency exchange rates can therefore affect the value of your investment.

This fund is categorised in risk class 6 because, in accordance with the investment policy, the value of the investments may fluctuate considerably. Consequently, both the expected return and the potential risk of loss may be high. Fidelity International's partial swing pricing policy can cause differences in the fund's performance versus the index. A fund's performance tracking may be affected if the times at which a fund and its benchmark index are priced are different. The fund is priced at midday UK time, and the index is priced when the relevant stock markets close. This can cause apparent differences in the fund's performance versus that of the index than if the fund and the index were priced at the same time.

Charges for this fund

The charges you pay are used to pay the costs of running the fund, including the costs of marketing and distributing it. These charges reduce the potential growth of your investment.

One-off charges taken before or after you invest	
Entry charge	0.00%
Exit charge	0.00%
The entry and exit charges shown are maximum figures. In some cases you might pay less - you can find this out from your financial adviser / distributor.	
Charges taken from the fund over a year	
Ongoing charges	0.13%
Charges taken from the fund under certain specific conditions	
Performance fee	N/A

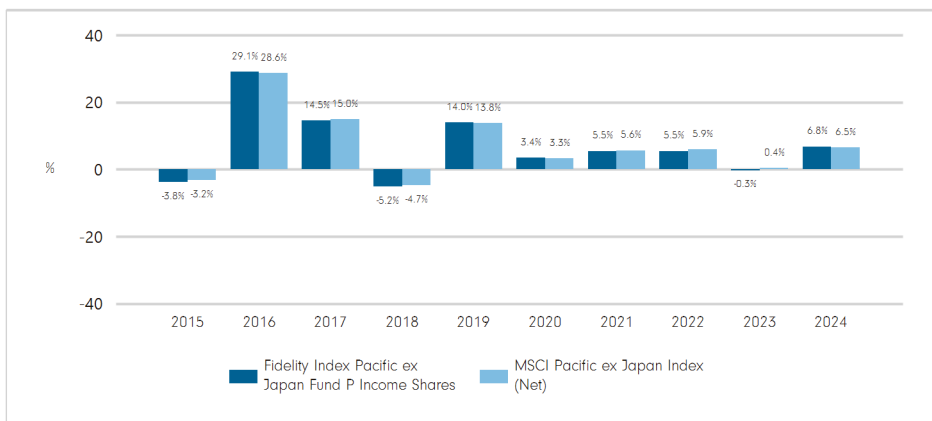
This is the maximum that might be taken out of your money before it is invested or before the proceeds of your investment are paid out.

The ongoing charges figure is based on expenses for the year ending 29/02/2024. This figure may vary from year to year. It excludes:

- performance fees (where applicable);
- portfolio transaction costs, except in the case of an entry/exit charge paid by the fund when buying or selling units in another collective investment undertaking.

For more information about charges, including the possibility that swing pricing may apply, please consult the most recent Prospectus.

Past Performance



Past performance is not a guide to future performance results.

If any, the past performance shown takes into account the ongoing charges with exception of any applicable entry/exit charges.

The fund was launched on 6 February 2014. This class was launched on 4 August 2014.

Past performance has been calculated in GBP.

If applicable, events in the fund's life which may have affected the performance history are highlighted as an '**' in the chart, which may include changes to the fund's objective and details of such events can be found on our website or by requesting it from your appointed representative or your usual Fidelity contact. If applicable, the Objectives and Investment Policy section shall refer to a benchmark and information on previous benchmarks may be found in the annual report and accounts.

Practical Information

Depositary: JP Morgan Europe Limited.

This key information document describes a sub-fund of Fidelity Investment Funds (the "Fund"). The prospectus and periodic reports are prepared for the entire Fund.

For more information, please consult the prospectus and latest reports and accounts which may be obtained free of charge in English from FIL Investment Services (UK) Limited. These documents and details of the remuneration policy are available via www.fidelityinternational.com.

The tax legislation in United Kingdom may have an impact on your personal tax position. For further details you should consult a tax advisor.

FIL Investment Services (UK) Limited may be held liable solely on the basis of any statement contained in this document that is misleading, inaccurate or inconsistent with the relevant parts of the prospectus of the fund.

The Net Asset Value of the fund is available at the registered office of FIL Investment Services (UK) Limited, and at www.fidelityinternational.com.

The assets and liabilities of the fund are segregated by law from those of other sub-funds and there is no cross-liability among the sub-funds.

You may have the right to switch from this share class into the same or possibly other share class types of another sub-fund of the Fund. Details on switching rules may be found in the Prospectus.

This fund is authorised in United Kingdom and regulated by Financial Conduct Authority (FCA).

FIL Investment Services (UK) Limited is authorised in United Kingdom and regulated by Financial Conduct Authority (FCA).

This key investor information is accurate as at 03/01/2025.

Key Investor Information

This document provides you with key investor information about this fund. It is not marketing material. The information is required by law to help you understand the nature and the risks of investing in this fund. You are advised to read it so you can make an informed decision about whether to invest.

FTF ClearBridge Global Infrastructure Income Fund

Class S (inc) GBP • ISIN GB00BMF4TM58 • A sub-fund of Franklin Templeton Funds

The management company is Franklin Templeton Fund Management Limited which is referred to in this document as the authorised corporate director or "ACD".

For the purposes of the UK Sustainability Disclosure Requirements ("UK SDR"), a sustainable investment label helps investors find funds that have a specific sustainability objective. This Fund does not have a UK sustainable investment label because it does not have a specific sustainability objective.

Objectives and Investment Policy

FTF ClearBridge Global Infrastructure Income Fund (the "Fund") aims to generate income and increase in value through investment growth. Over periods of five years, the Fund seeks to achieve an average annual return of OECD G7 Inflation Index + 5.5%, before the deduction of all fees and costs.

There is no guarantee that the Fund will achieve this return over this or any other time period. Capital invested is at risk and you may get back less than you paid in.

Core investment

The Fund invests at least 80% of the Fund's assets in a diverse range of shares of companies listed on the stock exchanges of developed countries. Such companies will operate across a variety of infrastructure sub-sectors, which may include gas, electricity, water, toll-roads, airports, rail and communication.

Other investments

The Fund may also invest in:

- recently issued shares of companies which are not yet listed but which are expected to be listed within 12 months of purchase;
- other transferable securities;
- cash and cash equivalents;
- money market instruments; and
- other collective investment schemes (which may include collective investment schemes operated by the ACD or any of its associates). The Fund may not invest more than 10% in other collective investment schemes.

The Fund can use derivatives for efficient portfolio management (managing the Fund in a way that is designed to reduce risk or cost and/or generate extra income or growth). However, the Fund can introduce more speculative use of derivatives in the future on 60 days' notice to investors. Derivatives are financial contracts whose value is linked to the price of another asset (e.g. indices, interest rates, share prices or currencies). Up to 10% of the Fund may be invested in derivatives and recently issued securities.

While the Fund will normally be invested in accordance with the limits set out above, the Investment Manager has the freedom to invest outside of these limits, sometimes significantly, where the Investment Manager considers that, due to prevailing market conditions, it is in the interests of the Fund and its shareholders to do so.

Geographic locations (where we invest)

The Fund may invest in companies operating anywhere in the world.

Up to 20% of the Fund's assets may be invested in shares of companies, including depositary receipts (a type of listed security which enables investors to hold shares in foreign companies), issued by companies in emerging markets (countries whose economy and financial markets are still developing).

How we select investments (investment strategy)

This Fund is actively managed, which means that the Investment Manager does not copy a benchmark when selecting investments for the Fund. The Fund usually invests in shares of around 30 – 60 companies, although the Investment Manager may invest in fewer or more companies where it considers this to be in the interests of the Fund.

The Investment Manager selects securities based on their potential return and risk characteristics and role in achieving the Fund's investment objective. The portfolio is not constrained by any market index. The Investment Manager seeks to select infrastructure and utility companies which operate under a regulatory regime, or concession arrangement which provides the Investment Manager with a predictable cash flow and minimum yield. In considering yield, the Investment Manager looks at the dividend yield, the dividend per share expectations over a five year period, and the relationship of a company's dividends and cash flows, over an estimated holding period.

ESG (environmental, social, and governance) factors

The Investment Manager integrates financial and non-financial considerations in its assessment of a prospective investment. In selecting the Fund's investments, the Investment Manager assesses prospective investments against various ESG factors, depending on the sector of the investee company. These ESG factors are used to inform the Investment Manager's wider assessment of the value and financial attractiveness of each potential investment and exposures are adjusted accordingly. The Investment Manager may exclude investments depending on their assessment of ESG factors. In addition, the Investment Manager applies automatic exclusions for investments in certain sectors. For more detailed information about how the Investment Manager considers ESG, and a list of exclusions, please see the Fund's 'UK SDR: Consumer Facing Disclosures' available at www.franklintempleton.co.uk/CFD_33767 and the investment objective and policy in the prospectus, available at www.franklintempleton.co.uk/ftfddocuments in the "Additional Documents" tab.

Additional Information

• The Fund's performance can be measured against its performance target. It can also be measured against the FTSE Global Core Infrastructure 50/50 Index, which provides a broad representation of the listed infrastructure industry.

• You may request the sale of your shares in the Fund on any UK business day.

Recommendation: this Fund may not be appropriate for investors who plan to withdraw their money within five years.

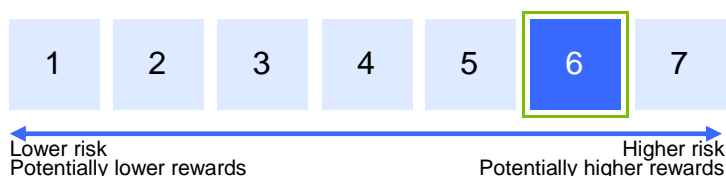
Terms to Understand

Transferable securities: investments such as shares or debt that can be bought and sold between investors.

Shares of companies (equities): securities that represent an ownership stake in a company.

For the income share class shown in this document, dividend income is distributed to investors.

Risk and Reward Profile



What does this indicator mean and what are its limits?

This indicator is designed to provide you with a measure of the price movement of this share class based on historical behavior.

Historical data may not be a reliable indication of the future risk profile of the Fund. The category shown is not guaranteed to remain unchanged and may shift over time.

The lowest category does not mean risk free.

As the share class has no sufficient historical data available, simulated data based on a representative portfolio model or benchmark have been used instead.

Why is the Fund in this specific category?

The Fund does not offer any capital guarantee or protection and you may not get back the amount invested. The Fund is in its risk/reward category because a concentrated investment (the Fund holds fewer investments than many other funds) in shares of infrastructure companies from various countries and sectors have historically been subject to relatively large fluctuations in value. As a result, the performance of the Fund can fluctuate significantly over relatively short time periods.

Risks materially relevant not adequately captured by the indicator:

Concentration risk: the risk that arises when a fund invests in relatively few holdings, few sectors or a restricted geographic area. Performance may be more volatile than a fund with a greater number of securities.

Investment in infrastructure: The fund invests in shares of infrastructure companies, and the value of these shares can be negatively affected by economic or regulatory occurrences affecting their industries. Investments in new infrastructure projects carry risks where they may not be completed within the budget, agreed timeframe or specifications. Operational and supply disruptions can also have a negative effect on the value of the company's shares.

Derivative instruments risk: the risk of loss in an instrument where a small change in the value of the underlying investment may have a larger impact on the value of such instrument. Derivatives may involve additional liquidity, credit and counterparty risks.

Emerging markets risk: the risk related to investing in countries that have less developed political, economic, legal and regulatory systems, and that may be impacted by political/economic instability, lack of liquidity or transparency, or safekeeping issues.

Equity risk: prices of equities may be affected by factors such as economic, political, market, and issuer-specific changes. Such changes may adversely affect the value of the equities regardless of company-specific performance.

Foreign currency risk: the risk of loss arising from exchange-rate fluctuations or due to exchange control regulations.

Liquidity risk: the risk that arises when adverse market conditions affect the ability to sell assets when necessary. Such risk may be triggered by

(but not limited to) unexpected events such as environmental disasters or pandemics. Reduced liquidity may have a negative impact on the price of the assets.

For a full discussion of all the risks applicable to this Fund, please refer to the "Risk Factors" section of the current prospectus of Franklin Templeton Funds.

Charges

One-off charges taken before or after you invest

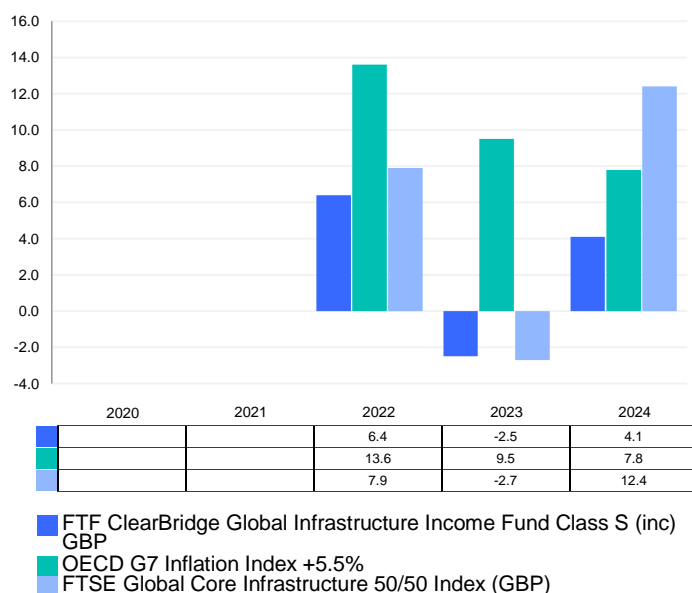
Entry charge	Not applicable*
Exit charge	Not applicable
<i>This is the maximum that might be taken out of your money before it is invested (in the case of the entry charge) or before money is paid out to you when you sell shares in the Fund (in the case of the exit charge).</i>	
Charges taken from the Fund over a year	
Ongoing charges	0.67%
Charges taken from the Fund under certain specific conditions	
Performance fee	Not applicable

*This share class is only available through certain financial intermediaries, which may apply their own charges.

The ongoing charges figure is based on the expenses for the Fund for the year to December 2024 and it may vary from year to year. It is an estimate of the charges made to the Fund over a year to cover the costs of managing, operating, and distributing the Fund. Charges are deducted from the value of the assets held by the Fund and are reflected in the daily price that is used to buy and sell shares in the Fund. These charges reduce the potential growth of your investment and/or the income paid from it. For example, a Fund with an ongoing charges figure of 0.5%, means that an investor would pay £5 in charges over the course of a year for every £1,000 they had invested. Please note that the ongoing charge excludes some other costs (such as those incurred by the Fund when buying and selling securities) so total costs paid by investors each year may be slightly higher than the ongoing charges figure.

For detailed information about charges, please refer to the "Fees and Charges" section of the current prospectus of Franklin Templeton Funds and the Fund's annual report for details on the exact charges made.

Past Performance



- Past performance is calculated in GBP.
- The Fund was launched on 16 September 2022 to receive the assets of Franklin Templeton Funds II - another UK UCITS Scheme managed by the ACD (the "merging fund"), which was very similar to the Fund. More information about the merger is available on our website. Because of the similarities between the merging fund and the Fund, we have used the past performance of Class S Inc. GBP in the merging fund for the period from the start of the performance chart up to the launch date of the Fund.
- We measure performance against the Fund's performance target, OECD G7 Inflation Index + 5.5%

Practical Information

- The Depositary of Franklin Templeton Funds is The Bank of New York Mellon (International) Limited.
- You can obtain further information about the Fund, copies of its prospectus and the latest annual and semi-annual reports of Franklin Templeton Funds from the website www.franklintempleton.co.uk or free of charge from Franklin Templeton Fund Management Limited, Cannon Place, 78 Cannon Street, London EC4N 6HL or your financial adviser. These documents are each available in English.
- The latest prices and other practical information on the Fund (including information about the other share classes of the Fund) are available from Franklin Templeton Fund Management Limited, Cannon Place, 78 Cannon Street, London EC4N 6HL or www.franklintempleton.co.uk.
- Please note that the United Kingdom taxation regime may have an impact on your personal tax position. Please consult your financial or tax adviser before deciding to invest.
- Franklin Templeton Fund Management Limited may be held liable solely on the basis of any statement contained in this document that is misleading, inaccurate or inconsistent with the relevant parts of the prospectus of the Fund.
- The Fund is a sub-fund of Franklin Templeton Funds. The prospectus and the annual and semi-annual reports refer to all sub-funds of Franklin

Templeton Funds. All sub-funds of Franklin Templeton Funds have segregated assets and liabilities. As a result, each sub-fund is operated independently from each other.

- You may exchange your shares in the Fund for shares in another sub-fund of Franklin Templeton Funds as further described in the prospectus.
- The details of the up-to-date remuneration policy, including, but not limited to, a description of how remuneration and benefits are calculated, the identity of persons responsible for awarding the remuneration and benefits including the composition of the remuneration committee, are available at www.franklintempleton.co.uk and a paper copy can be obtained free of charge.
- If you need any additional support to help you understand this document or any of our communications, please let the Client Services team know, and they will do their best to help you. The Client Services team can be contacted:
 - By email to enquiries@franklintempleton.co.uk; or
 - By telephone UK freephone on 0800 305 306, or +44(0) 20 7904 1843 if you are outside the UK (telephone calls may be recorded); or
 - By writing to us, at: Franklin Templeton, PO Box 24064, Edinburgh, EH3 1EX.

Key Investor Information

This document provides you with key investor information about this Fund. It is not marketing material. The information is required by law to help you understand the nature and the risks of investing in this Fund. You are advised to read it so you can make an informed decision about whether to invest.

JPMorgan Fund ICVC

ISIN: GB00B5N1BC33

JPM Emerging Markets Income Fund C - Net Income

a Share Class of JPMorgan Fund ICVC – JPM Emerging Markets Income Fund. The Authorised Corporate Director ("ACD") is JPMorgan Funds Limited

Objectives, Process and Policies

INVESTMENT OBJECTIVE

To provide a portfolio designed to achieve income by investing at least 80% of the Fund's assets in equity securities of emerging markets companies in any economic sector whilst participating in capital growth over the long-term (5-10 years).

INVESTMENT PROCESS

Investment approach

- Uses a fundamental, bottom-up stock selection process.
- Uses a high conviction approach to finding the best investment ideas.
- Seeks to balance attractive yield and capital appreciation.

Benchmark MSCI Emerging Markets Index (Net)

Benchmark uses and resemblance

- The Fund is actively managed. The Benchmark is a Performance Comparator and the Fund may bear little resemblance to its Benchmark. The Benchmark has been chosen as it reflects the main investment universe and strategy for the Fund.

POLICIES

Main investment exposure At least 80% of assets invested in equities of companies that are domiciled, or carrying out the main part of their

economic activity, in an emerging market country. The Fund may invest in small capitalisation companies.

The Fund may invest up to 20% in China A-Shares via the China-Hong Kong Stock Connect Programmes.

Other investment exposures Emerging market debt securities, including investment grade, below investment grade and unrated bonds, by investing directly or indirectly through collective investment schemes. Participation notes, cash and near cash on an ancillary basis.

Derivatives Used for: efficient portfolio management; hedging. Types: see [Fund Derivative Usage](#) table under [How the Funds Use Derivatives, Instruments and Techniques](#) in the Prospectus. TRS including CFD: none. Global exposure calculation method: commitment.


Currencies Fund Base Currency: GBP. Currencies of asset denomination: any. Hedging approach: typically unhedged.

Redemption and Dealing Shares of the Fund may be redeemed on demand, with dealing normally on a daily basis.

Distribution Policy This Share Class will distribute income.

For an explanation of some of the terms used in this document, please visit the glossary on our website at <https://am.jpmorgan.com/gb/en/asset-management/per/funds/administrative-information/>.

Risk and Reward Profile



The above rating is based on the historic volatility of the Net Asset Value of the Share Class over the last five years and may not be a reliable indication of the future risk profile of the Share Class.

The risk and reward category shown above is not guaranteed to remain unchanged and may change over time.

A Share Class with the lowest risk rating does not mean a risk-free investment.

Why is this Share Class in this category? This Share Class is classified in category 5 because its Net Asset Value has shown medium to high fluctuations historically.

OTHER MATERIAL RISKS

The Fund is subject to **Investment risks** and **Other associated risks** from the techniques and securities it uses to seek to achieve its objective.

The table on the right explains how these risks relate to each other and the **Outcomes to the Shareholder** that could affect an investment in the Fund.

Investors should also read [Risk Descriptions](#) in the Prospectus for a full description of each risk.

Investment risks Risks from the Fund's techniques and securities		
Techniques Hedging	Securities China Debt securities – Investment grade debt – Below investment grade debt	– Unrated debt Emerging markets Equities Participation notes Smaller companies UCITS, UCIs and ETFs

Other associated risks Further risks the Fund is exposed to from its use of the techniques and securities above		
Currency	Liquidity	Market

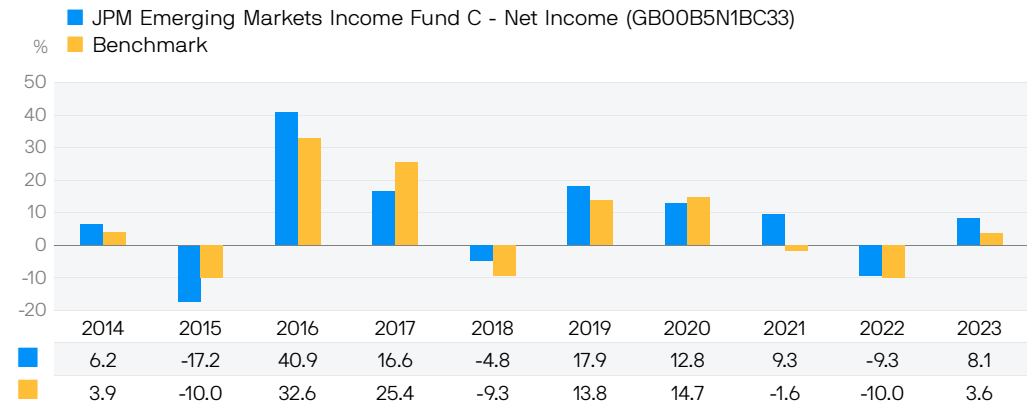
Outcomes to the Shareholder Potential impact of the risks above		
Loss Shareholders could lose some or all of their money.	Volatility Shares of the Fund will fluctuate in value.	Failure to meet the Fund's objective.

Charges

One-off charges taken before or after you invest		
Entry charge	None	This is the maximum that might be taken out of your money before it is invested or before the proceeds of your investment are paid out.
Exit charge	None	
Charges taken from this Share Class over a year		
Ongoing charge	0.88%	The ongoing charge is based on the last year's expenses to December 2023 and may vary from year to year.
Charges taken from this Share Class under certain specific conditions		
Performance fee	None	

- The actual entry and exit charges paid may be less. Information on charges can be obtained from the investor's financial adviser.
- The Prospectus permits a fee to be charged for switching between Funds but this fee is currently waived by the Authorised Corporate Director.
- Charges are used to pay the costs of running this Share Class. These charges reduce the potential growth of the investment.
- Further information about charges can be found in the "Share Classes and Costs" section of the Prospectus.

Past Performance



- Past performance is not a guide to future performance.
- Performance data has been calculated including tax, ongoing charges and portfolio transaction costs and excluding entry and exit charges, in GBP.
- Fund launch date: 2012.
- Share Class launch date: 2013.

Practical Information

Depository The fund depository is NatWest Trustee and Depository Services Limited

Further Information A copy of the Prospectus and latest annual and semi-annual financial report in English can be downloaded or ordered online from www.jpmorgan.co.uk/investor or are available free of charge upon request from our UK-based Investor Services Team on 0800 20 40 20 (or +44 1268 44 44 70 if calling from outside the UK) or by writing to J.P. Morgan Asset Management, Client Administration Centre, PO Box 12272, Chelmsford, CM99 2EL.

Share prices can be obtained online at www.jpmorgan.co.uk/investor or by telephoning 0800 20 40 20 (or +44 1268 44 44 70 if calling from outside the UK).

Please note if you call J.P. Morgan Asset Management, calls may be recorded and monitored for security and training purposes.

Remuneration Policy The ACD's Remuneration Policy can be found on <https://am.jpmorgan.com/gb/en/asset-management/gim/awm/legal/emea-remuneration-policy>. This policy includes details of how remuneration and benefits are calculated, including responsibilities and composition of the committee which oversees and controls the policy. A copy of this policy can be requested free of charge from the ACD.

Tax The Fund is subject to UK tax regulations. This may have an impact on an investor's personal tax position.

Legal Information JPMorgan Funds Limited may be held liable solely on the basis of any statement contained in this document that is misleading, inaccurate or inconsistent with the relevant parts of the Prospectus.

JPMorgan Fund ICVC consists of separate Funds, each of which issues one or more Share Classes. This document is prepared for a specific Share Class. The Prospectus and annual and semi-annual financial reports are prepared for JPMorgan Fund ICVC.

The Fund is part of JPMorgan Fund ICVC. The assets and liabilities of each fund in JPMorgan Fund ICVC are segregated by law. This means that the assets of the Fund belong exclusively to the Fund and will not be used to pay the liabilities of any other person or body, including JPMorgan Fund ICVC or any other Fund within JPMorgan Fund ICVC.

Switching and Conversion Investors may switch into Shares of another Fund of JPMorgan Fund ICVC or convert Shares in one Class in a Fund to Shares of another Class in the same Fund subject to meeting any relevant eligibility requirements and minimum holding amounts. Further information can be found in "section 4.3.10 - Switching and Conversion of Shares" of the Prospectus.

Privacy Policy You should note that, if you contact J.P. Morgan Asset Management by telephone, those lines may be recorded and monitored for legal, security and training purposes. You should also take note that information and data from communications with you may be processed by J.P. Morgan Asset Management, acting as a data controller, in accordance with applicable data protection laws. Further information about processing activities of J.P. Morgan Asset Management can be found in the EMEA Privacy Policy, which is available at www.jpmorgan.com/emea-privacy-policy. Additional copies of the EMEA Privacy Policy are available on request.

Key Investor Information

This document provides you with key investor information about this Fund. It is not marketing material. The information is required by law to help you understand the nature and the risks of investing in this Fund. You are advised to read it so you can make an informed decision about whether to invest.

JPMorgan Fund ICVC

ISIN: GB00BYX8H079

JPM US Equity Income Fund C2 - Net Income

a Share Class of JPMorgan Fund ICVC – JPM US Equity Income Fund. The Authorised Corporate Director ("ACD") is JPMorgan Funds Limited

Objectives, Process and Policies

INVESTMENT OBJECTIVE

To provide a portfolio designed to achieve income by investing at least 80% of the Fund's assets in US equities in any economic sector whilst participating in capital growth over the long-term (5-10 years).

INVESTMENT PROCESS

Investment approach

- Uses a fundamental, bottom-up stock selection process.
- Targets companies with durable business models, consistent earnings, strong cash flows and experienced management teams.
- Targets a dividend yield above the benchmark over a market cycle.

Benchmark S&P 500 Index (Net of 15% withholding tax)

Benchmark uses and resemblance

- The Fund is actively managed. The Benchmark is a Performance Comparator and the Fund may bear little resemblance to its Benchmark. The Benchmark has been chosen as it reflects the main investment universe and strategy for the Fund.

POLICIES

Main investment exposure At least 80% of assets invested in equities of companies that are domiciled, or carrying out the main part of their economic activity, in the US.

Other investment exposures Canadian companies. Cash and near cash on an ancillary basis.

Derivatives *Used for: efficient portfolio management; hedging* Types: see [Fund Derivative Usage](#) table under [How the Funds Use Derivatives, Instruments and Techniques](#) in the Prospectus. *TRS including CFD: none. Global exposure calculation method: commitment.*


Currencies *Fund Base Currency: GBP. Currencies of asset denomination: typically USD. Hedging approach: typically unhedged.*

Redemption and Dealing Shares of the Fund may be redeemed on demand, with dealing normally on a daily basis.

Distribution Policy This Share Class will distribute income.

For an explanation of some of the terms used in this document, please visit the glossary on our website at <https://am.jpmorgan.com/gb/en/asset-management/per/funds/administrative-information/>.

Risk and Reward Profile



The above rating is based on the historic volatility of the Net Asset Value of the Share Class over the last five years and may not be a reliable indication of the future risk profile of the Share Class.

The risk and reward category shown above is not guaranteed to remain unchanged and may change over time.

A Share Class with the lowest risk rating does not mean a risk-free investment.

Why is this Share Class in this category? This Share Class is classified in category 5 because its Net Asset Value has shown medium to high fluctuations historically.

OTHER MATERIAL RISKS

The Fund is subject to **Investment risks** and **Other associated risks** from the techniques and securities it uses to seek to achieve its objective.

The table on the right explains how these risks relate to each other and the **Outcomes to the Shareholder** that could affect an investment in the Fund.

Investors should also read [Risk Descriptions](#) in the Prospectus for a full description of each risk.

[Investment risks](#) Risks from the Fund's techniques and securities

Techniques	Securities
Hedging	Equities

[Other associated risks](#) Further risks the Fund is exposed to from its use of the techniques and securities above

Currency	Market
----------	--------

Outcomes to the Shareholder Potential impact of the risks above

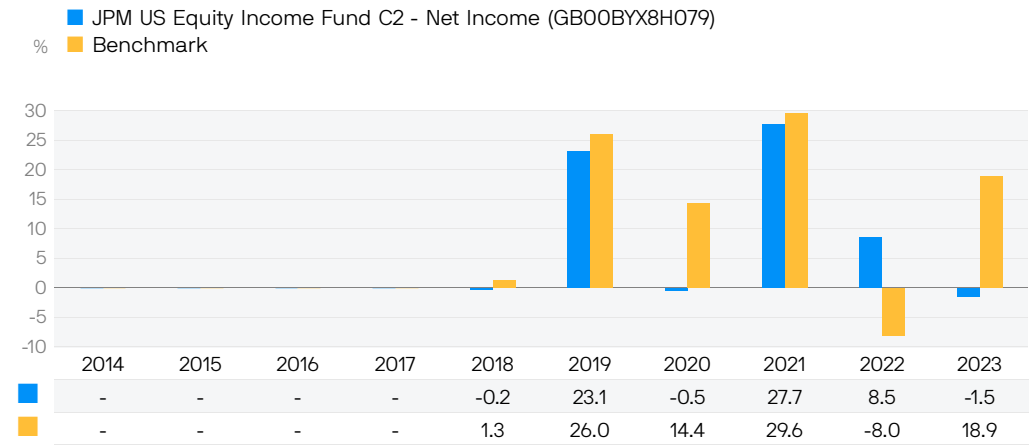
Loss Shareholders could lose some or all of their money.	Volatility Shares of the Fund will fluctuate in value.	Failure to meet the Fund's objective.
---	---	--

Charges

One-off charges taken before or after you invest		
Entry charge	None	This is the maximum that might be taken out of your money before it is invested or before the proceeds of your investment are paid out.
Exit charge	None	
Charges taken from this Share Class over a year		
Ongoing charge	0.62%	The ongoing charge is based on the last year's expenses to December 2023 and may vary from year to year.
Charges taken from this Share Class under certain specific conditions		
Performance fee	None	

- The actual entry and exit charges paid may be less. Information on charges can be obtained from the investor's financial adviser.
- The Prospectus permits a fee to be charged for switching between Funds but this fee is currently waived by the Authorised Corporate Director.
- Charges are used to pay the costs of running this Share Class. These charges reduce the potential growth of the investment.
- Further information about charges can be found in the "Share Classes and Costs" section of the Prospectus.

Past Performance



- Past performance is not a guide to future performance.
- Performance data has been calculated including tax, ongoing charges and portfolio transaction costs and excluding entry and exit charges, in GBP.
- Fund launch date: 2008.
- Share Class launch date: 2017.

Practical Information

Depository The fund depository is NatWest Trustee and Depository Services Limited

Further Information A copy of the Prospectus and latest annual and semi-annual financial report in English can be downloaded or ordered online from www.jpmmorgan.co.uk/investor or are available free of charge upon request from our UK-based Investor Services Team on 0800 20 40 20 (or +44 1268 44 44 70 if calling from outside the UK) or by writing to J.P. Morgan Asset Management, Client Administration Centre, PO Box 12272, Chelmsford, CM99 2EL.

Share prices can be obtained online at www.jpmmorgan.co.uk/investor or by telephoning 0800 20 40 20 (or +44 1268 44 44 70 if calling from outside the UK).

Please note if you call J.P. Morgan Asset Management, calls may be recorded and monitored for security and training purposes.

Remuneration Policy The ACD's Remuneration Policy can be found on <https://am.jpmmorgan.com/gb/en/asset-management/gim/awm/legal/emea-remuneration-policy>. This policy includes details of how remuneration and benefits are calculated, including responsibilities and composition of the committee which oversees and controls the policy. A copy of this policy can be requested free of charge from the ACD.

Tax The Fund is subject to UK tax regulations. This may have an impact on an investor's personal tax position.

Legal Information JPMorgan Funds Limited may be held liable solely on the basis of any statement contained in this document that is misleading, inaccurate or inconsistent with the relevant parts of the Prospectus.

JPMorgan Fund ICVC consists of separate Funds, each of which issues one or more Share Classes. This document is prepared for a specific Share Class. The Prospectus and annual and semi-annual financial reports are prepared for JPMorgan Fund ICVC.

The Fund is part of JPMorgan Fund ICVC. The assets and liabilities of each fund in JPMorgan Fund ICVC are segregated by law. This means that the assets of the Fund belong exclusively to the Fund and will not be used to pay the liabilities of any other person or body, including JPMorgan Fund ICVC or any other Fund within JPMorgan Fund ICVC.

Switching and Conversion Investors may switch into Shares of another Fund of JPMorgan Fund ICVC or convert Shares in one Class in a Fund to Shares of another Class in the same Fund subject to meeting any relevant eligibility requirements and minimum holding amounts. Further information can be found in "section 4.3.10 - Switching and Conversion of Shares" of the Prospectus.

Privacy Policy You should note that, if you contact J.P. Morgan Asset Management by telephone, those lines may be recorded and monitored for legal, security and training purposes. You should also take note that information and data from communications with you may be processed by J.P. Morgan Asset Management, acting as a data controller, in accordance with applicable data protection laws. Further information about processing activities of J.P. Morgan Asset Management can be found in the EMEA Privacy Policy, which is available at www.jpmmorgan.com/emea-privacy-policy. Additional copies of the EMEA Privacy Policy are available on request.

Key Investor Information

This document provides you with key investor information about this fund. It is not marketing material. The information is required by law to help you understand the nature and the risks of investing in this fund. You are advised to read it so you can make an informed decision about whether to invest.

Legal & General All Stocks Gilt Index Trust Unit Class C GBP Income - ISIN: GB00BG0QNV10

The authorised fund manager of the Fund is Legal & General (Unit Trust Managers) Limited (the "Manager").

OBJECTIVES AND INVESTMENT POLICY

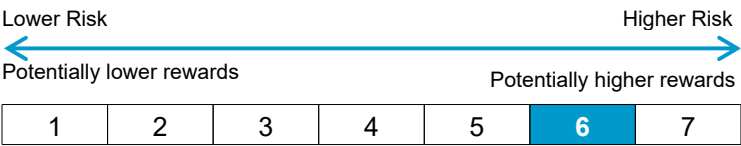
- The objective of the Fund is to track the performance of the FTSE Actuaries UK Conventional Gilts All Stocks Index, the "Benchmark Index" before fees and expenses are applied. Fund performance may differ from the Benchmark Index due to the deduction of fees and expenses and the impact of any tracking error factors.
 - The Benchmark Index comprises government or other public bonds (a type of loan that pays interest) issued by the government of the United Kingdom (known as gilts) in accordance with the index provider's methodology.
 - The gilts that the Fund invests in will be investment grade bonds (rated as lower risk). Investment grade bonds are bonds that have achieved a higher credit rating from a rating agency. Credit ratings give an indication of how likely it is that the issuer of a bond will be able to pay back interest and the loan on time.
 - The Fund seeks to replicate as closely as possible the constituents of the Benchmark Index.
 - The Fund will have at least 90% exposure to assets that are included in the Benchmark Index.
 - The Fund may also invest in government or other public bonds issued by the government of the United Kingdom which are reasonably expected to become part of the Benchmark Index in the near future or are an alternative to a constituent of the Benchmark Index, money market instruments (such as treasury bills), cash, deposits and collective investment schemes, including those managed or operated by the Manager or an associate of the Manager.
 - The Manager may only hold money market instruments and deposits for liquidity purposes to facilitate the redemption of units and the efficient
- management of the Fund.

 - The Fund may use derivatives (contracts which have a value linked to the price of another asset) to:
 - reduce risk or cost; or
 - generate additional capital or income with no, or an acceptably low, level of risk.

Other information:

 - The Fund is passively managed as it tracks the Benchmark Index.
 - Your units will be income units. Income from the Fund's investments will be paid out to you every six months (as interest). This will reduce your capital growth accordingly.
 - You can buy or sell units in this Fund on any business day. You need to contact us with your instruction before 12 noon. This is the time we calculate unit prices for this Fund. If you contact us after 12 noon, the units will be bought or sold at the next business day's price.
 - The Fund's base currency is denominated in GBP.
 - This Fund may be suitable for investors looking to invest in bonds issued by the UK government (known as gilts), as represented by the Benchmark Index.
 - Although investors can take their money out at any time, this Fund may not be appropriate for those who plan to withdraw their money within five years.
 - This Fund is not designed for investors who cannot afford more than a minimal loss of their investment.
 - If you do not understand this document we recommend you seek additional information to help you decide if this Fund is right for you.

RISK AND REWARD PROFILE



- The Risk and Reward Indicator table demonstrates where the Fund ranks in terms of its potential risk and reward. The higher the rank the greater the potential reward but the greater the risk of losing money. It is not guaranteed to remain the same and may change over time. It is based on historical data and may not be a reliable indication of the future risk profile of the Fund. The shaded area in the table above shows the Fund's ranking on the Risk and Reward Indicator.
- The Fund is in category 6 because it invests in company or government bonds which are sensitive to changes in interest rates, inflation and credit. This can be driven by political and economic changes and other significant events and may cause the value to go up and down. Bonds that are closer to their maturity date tend to be more stable in value. Bonds are generally considered to be higher risk investments than cash, but lower risk than company shares.
- Even a fund in the lowest category is not a risk free investment.
- The value of your investment and any income you take from it may fall as well as rise and is not guaranteed. You might get back less than you invest.

Further information on the risks of investing in this fund is contained in the Prospectus available at www.legalandgeneral.com/reports.

- The risk and reward indicator may not take account of the following risks of investing in the Fund:
- Derivatives are highly sensitive to changes in the value of the asset on which they are based and can increase the size of losses and gains.
 - The Fund could lose money if any institutions providing services such as acting as counterparty to derivatives or other instruments, becomes unwilling or unable to meet its obligations to the Fund.
 - The Fund invests directly or indirectly in bonds which are issued by companies or governments. If these companies or governments experience financial difficulty, they may be unable to pay back some or all of the interest, original investment or other payments that they owe. If this happens, the value of the Fund may fall.
 - This Fund holds bonds that are traded through agents, brokers or investment banks matching buyers and sellers. This makes the bonds less easy to buy and sell than investments traded on an exchange. In exceptional circumstances the Fund may not be able to sell bonds and may defer withdrawals, or suspend dealing. The Directors can only delay paying out if it is in the interests of all investors and with the permission of the Fund depositary.
 - Investment returns on bonds are sensitive to trends in interest rate movements. Such changes will affect the value of your investment.
 - We may take some or all of the ongoing charges from the Fund's capital rather than the Fund's income. This increases the amount of income, but it reduces the growth potential and may lead to a fall in the value of the Fund.



CHARGES

The charges you pay are used to pay the costs of running the Fund, including the costs of marketing and distributing it. These charges reduce the potential return from your investment.

One-off charges taken before or after you invest	
Entry charge	0.00%
Exit charge	0.00%
This is the maximum that might be taken out of your money before it is invested.	
The price for buying and selling units is subject to a Dilution Adjustment See opposite.	
Charges taken from the fund over each year	
Ongoing charge	0.08%
Charges taken from the fund under certain specific conditions	
Performance fee	None

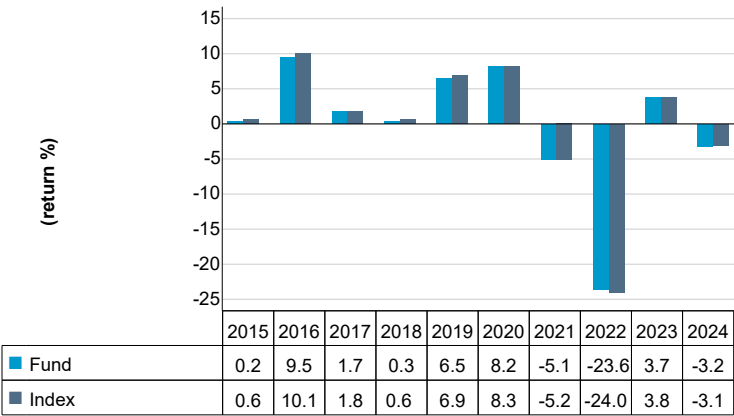
- There are no entry or exit charges.
- The ongoing charges figure is based on the latest available expenses at December 2024. This figure may vary from year to year.
- This Fund's ongoing charges include any charges made by any other funds it may invest in. They exclude portfolio transaction costs.
- The ongoing charges are taken partly from the income and partly from the capital of the Fund.

Other costs:

- **Dilution adjustment:** On any day, the prices for buying or selling units in this Fund are the same. The Fund manager calculates a single price for this Fund based on the mid-point between the buying and selling prices of the Fund's assets. In certain circumstances, the Fund manager can adjust this price to account for whether there is more money going into or coming out of the Fund. This is called a 'dilution adjustment'.
- This can vary but as an example for this Fund we estimate 0.04% for purchases and 0.08% for sales at 31 December 2024. The amount of the dilution adjustment may differ in future.

For more information about charges and costs, please see the charges and expenses section in the Fund's Prospectus, or visit our website at www.legalandgeneral.com/chargesandfees.

PAST PERFORMANCE



- Past performance is not a guide to future performance.
- The figures for the Fund take into account the ongoing charges and assume income (after any tax) is reinvested.
- The performance has been calculated in GBP.
- The Fund may not replicate the performance of the Benchmark Index perfectly due to tracking errors such as expenses, tax and transaction costs incurred by the Fund, which are not included in the Index.
- The annual return is for a 12 month period ending 31 December.
- The Fund launched in 1981.
- This unit class launched in 2013.

PRACTICAL INFORMATION

- The trustee and depositary is Northern Trust Investor Services Limited.
- You can obtain further information about the Fund including copies of its prospectus and the latest annual and semi-annual reports at www.legalandgeneral.com/reports. Paper copies of these documents are also available free of charge in English from Legal & General Investments, PO Box 6080, Wolverhampton WV1 9RB.
- Investors can get other practical information, including the latest prices, dilution adjustment and details of any other unit classes that are available, by calling us on **0370 050 0955** Monday to Friday between 9:00a.m. to 5:00p.m. Call charges will vary.
- This Fund is subject to the tax legislation of the United Kingdom, which may have an impact on each investor's personal tax position.
- Legal & General (Unit Trust Managers) Limited may be held liable solely on the basis of any statement contained in this document that is misleading, inaccurate or inconsistent with the relevant parts of the Prospectus for the Fund.
- Details of our Remuneration Policy including our Remuneration Committee and how remuneration and benefits are calculated can be accessed from www.lgim.com/remuneration. A paper copy is also available free of charge upon request.

Key Investor Information

This document provides you with key investor information about this fund. It is not marketing material. The information is required by law to help you understand the nature and the risks of investing in this fund. You are advised to read it so you can make an informed decision about whether to invest.

Legal & General Global Inflation Linked Bond Index Fund Unit Class C GBP Income - ISIN: GB00BG0QPP99

The authorised fund manager of the Fund is Legal & General (Unit Trust Managers) Limited (the "Manager").

OBJECTIVES AND INVESTMENT POLICY

- The objective of the Fund is to track the performance of the Bloomberg World Government Ex UK Inflation Linked Bonds Hedged GBP Index, the "Benchmark Index" before fees and expenses are applied. Fund performance may differ from the Benchmark Index due to the deduction of fees and expenses and the impact of any tracking error factors.
- The Fund seeks to replicate as closely as possible the constituents of the Benchmark Index. The Fund will have at least 90% exposure to assets that are included in the Benchmark Index.
- The Benchmark Index is comprised of bonds (a type of loan that pays interest) issued by governments across all geographical areas (excluding the UK) which are denominated in the local currency of the country and which are linked to the rate of inflation in the country.
- The Fund may invest in sub-investment grade bonds. The bonds that the Fund invests in will be a mixture of investment grade bonds (rated as lower risk) and sub-investment grade bonds (rated as higher risk). The mix will closely match that of the Benchmark Index. Investment and sub-investment grade bonds are bonds that have been given a credit rating by a rating agency. Credit ratings give an indication of how likely it is that the issuer of a bond will be able to pay back interest and the loan on time.
- The Fund may also invest in bonds which are reasonably expected to become part of the Benchmark Index in the near future or are an alternative to a constituent of the Benchmark Index, money market instruments (such as treasury bills), cash, deposits and collective investment schemes, including those managed or operated by the Manager or an associate of the Manager.
- The Fund will use forward foreign exchange or currency future derivatives in

order to manage the currency exposure in line with the Benchmark Index. The Fund may use other types of derivatives (contracts which have a value linked to the price of another asset) to:

- reduce risk or cost; or
- generate additional capital or income with no, or an acceptably low, level of risk.

Other information:

- The Fund is passively managed as it tracks the Benchmark Index.
- Your units will be income units. Income from the Fund's investments will be paid out to you every six months (as interest). This will reduce your capital growth accordingly.
- You can buy or sell units in this Fund on any business day. You need to contact us with your instruction before 3pm. This is the time we calculate unit prices for this Fund. If you contact us after 3pm, the units will be bought or sold at the next business day's price.
- The Fund's base currency is denominated in GBP.
- This Fund may be suitable for investors looking to invest in global inflation linked bonds excluding those issued by the UK government, as represented by the Benchmark Index.
- Although investors can take their money out at any time, this Fund may not be appropriate for those who plan to withdraw their money within five years.
- This Fund is not designed for investors who cannot afford more than a minimal loss of their investment.
- If you do not understand this document we recommend you seek additional information to help you decide if this Fund is right for you.

RISK AND REWARD PROFILE



- The Risk and Reward Indicator table demonstrates where the Fund ranks in terms of its potential risk and reward. The higher the rank the greater the potential reward but the greater the risk of losing money. It is not guaranteed to remain the same and may change over time. It is based on historical data and may not be a reliable indication of the future risk profile of the Fund. The shaded area in the table above shows the Fund's ranking on the Risk and Reward Indicator.
 - The Fund is in category 6 because it invests in company or government bonds which are sensitive to changes in interest rates, inflation and credit. This can be driven by political and economic changes and other significant events and may cause the value to go up and down. Bonds that are closer to their maturity date tend to be more stable in value. Bonds are generally considered to be higher risk investments than cash, but lower risk than company shares.
 - Even a fund in the lowest category is not a risk free investment.
 - The value of your investment and any income you take from it may fall as well as rise and is not guaranteed. You might get back less than you invest.
- Further information on the risks of investing in this fund is contained in the Prospectus available at www.legalandgeneral.com/reports. The risk and reward indicator may not take account of the following risks of investing in the Fund:
- The Fund invests in inflation-linked bonds, which are particularly sensitive to changes in inflation rates. Their values are likely to fall when inflation rates

fall.

- The Fund may have underlying investments that are valued in currencies that are different from GBP. Exchange rate fluctuations will impact the value of your investment. Currency hedging techniques may be applied to reduce this impact but may not entirely eliminate it.
- Derivatives are highly sensitive to changes in the value of the asset on which they are based and can increase the size of losses and gains.
- There may be differences in performance between the fund's assets and the derivatives used to manage the fluctuation of exchange rates with Sterling. This could result at times in the fund being over protected or under protected against these fluctuations.
- The Fund could lose money if any institutions providing services such as acting as counterparty to derivatives or other instruments, becomes unwilling or unable to meet its obligations to the Fund.
- The Fund invests directly or indirectly in bonds which are issued by companies or governments. If these companies or governments experience financial difficulty, they may be unable to pay back some or all of the interest, original investment or other payments that they owe. If this happens, the value of the Fund may fall.
- This Fund holds bonds that are traded through agents, brokers or investment banks matching buyers and sellers. This makes the bonds less easy to buy and sell than investments traded on an exchange. In exceptional circumstances the Fund may not be able to sell bonds and may defer withdrawals, or suspend dealing. The Directors can only delay paying out if it is in the interests of all investors and with the permission of the Fund depositary.
- Investment returns on bonds are sensitive to trends in interest rate movements. Such changes will affect the value of your investment.



CHARGES

The charges you pay are used to pay the costs of running the Fund, including the costs of marketing and distributing it. These charges reduce the potential return from your investment.

One-off charges taken before or after you invest	
Entry charge	0.00%
Exit charge	0.00%
This is the maximum that might be taken out of your money before it is invested.	
The price for buying and selling units is subject to a Dilution Adjustment See opposite.	
Charges taken from the fund over each year	
Ongoing charge	0.13%
Charges taken from the fund under certain specific conditions	
Performance fee	None

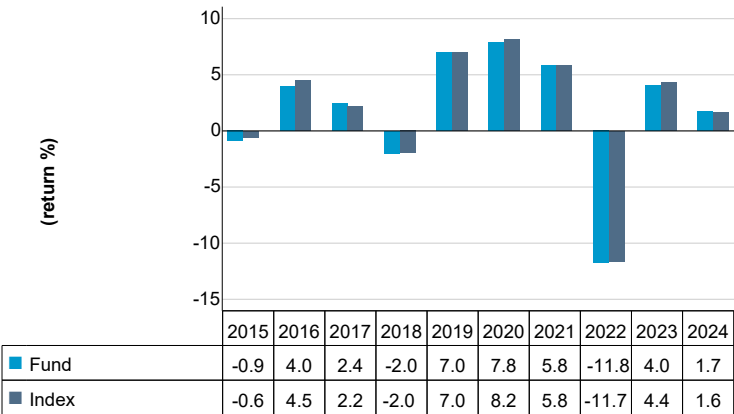
- There are no entry or exit charges.
- The ongoing charges figure is based on the latest available expenses at December 2024. This figure may vary from year to year.
- This Fund's ongoing charges include any charges made by any other funds it may invest in. They exclude portfolio transaction costs.
- The ongoing charges are taken from the Income of the Fund.

Other costs:

- **Dilution adjustment:** On any day, the prices for buying or selling units in this Fund are the same. The Fund manager calculates a single price for this Fund based on the mid-point between the buying and selling prices of the Fund's assets. In certain circumstances, the Fund manager can adjust this price to account for whether there is more money going into or coming out of the Fund. This is called a 'dilution adjustment'.
- This can vary but as an example for this Fund we estimate 0.07% for purchases and 0.14% for sales at 31 December 2024. The amount of the dilution adjustment may differ in future.

For more information about charges and costs, please see the charges and expenses section in the Fund's Prospectus, or visit our website at www.legalandgeneral.com/chargesandfees.

PAST PERFORMANCE



- Past performance is not a guide to future performance.
- The figures for the Fund take into account the ongoing charges and assume income (after any tax) is reinvested.
- The performance has been calculated in GBP.
- The Fund may not replicate the performance of the Benchmark Index perfectly due to tracking errors such as expenses, tax and transaction costs incurred by the Fund, which are not included in the Index.
- The annual return is for a 12 month period ending 31 December.
- The Fund launched in 2013.
- This unit class launched in 2013.

PRACTICAL INFORMATION

- The trustee and depositary is Northern Trust Investor Services Limited.
- You can obtain further information about the Fund including copies of its prospectus and the latest annual and semi-annual reports at www.legalandgeneral.com/reports. Paper copies of these documents are also available free of charge in English from Legal & General Investments, PO Box 6080, Wolverhampton WV1 9RB.
- Investors can get other practical information, including the latest prices, dilution adjustment and details of any other unit classes that are available, by calling us on **0370 050 0955** Monday to Friday between 9:00a.m. to 5:00p.m. Call charges will vary.
- This Fund is subject to the tax legislation of the United Kingdom, which may have an impact on each investor's personal tax position.
- Legal & General (Unit Trust Managers) Limited may be held liable solely on the basis of any statement contained in this document that is misleading, inaccurate or inconsistent with the relevant parts of the Prospectus for the Fund.
- Details of our Remuneration Policy including our Remuneration Committee and how remuneration and benefits are calculated can be accessed from www.lgim.com/remuneration. A paper copy is also available free of charge upon request.

Key Investor Information

This document provides you with key investor information about this fund. It is not marketing material. The information is required by law to help you understand the nature and the risks of investing in this fund. You are advised to read it so you can make an informed decision about whether to invest.

Legal & General Global Infrastructure Index Fund Unit Class C GBP Income - ISIN: GB00BF0TZM81

The authorised fund manager of the Fund is Legal & General (Unit Trust Managers) Limited (the "Manager").

OBJECTIVES AND INVESTMENT POLICY

- The objective of the Fund is to track the performance of the FTSE Global Core Infrastructure Index, the "Benchmark Index" on a net total return basis before fees and expenses are applied. Fund performance may differ from the Benchmark Index due to the deduction of fees and expenses and the impact of any tracking error factors.
 - The Benchmark Index is comprised of shares in companies with infrastructure core activities in accordance with the index provider's methodology.
 - The Fund seeks to replicate the Benchmark Index and its investments will closely match those that make up the Benchmark Index.
 - The Fund will have at least 90% exposure (directly or through depositary receipts (a certificate issued by a bank representing shares in a foreign company such as American depositary receipts and global depositary receipts)) to assets that are included in the Benchmark Index.
 - The Fund may also invest in money market instruments (such as treasury bills), depositary receipts, cash, deposits, shares in companies which are reasonably expected to become part of the Benchmark Index in the near future or are an alternative to a constituent of the Benchmark Index and collective investment schemes, including those managed or operated by the Manager or an associate of the Manager.
 - The Fund may use derivatives (contracts which have a value linked to the price of another asset) to:
 - reduce risk or cost; or
 - generate additional capital or income with no, or an acceptably low, level of risk.
- Other information:**
- The Fund is passively managed as it tracks the Benchmark Index.
 - Your units will be income units. Income from the Fund's investments will be paid out to you every six months (as dividends). This will reduce your capital growth accordingly.
 - You can buy or sell units in this Fund on any business day. You need to contact us with your instruction before 3pm. This is the time we calculate unit prices for this Fund. If you contact us after 3pm, the units will be bought or sold at the next business day's price.
 - The Fund's base currency is denominated in GBP.
 - This Fund may be suitable for investors looking to invest in shares in companies with infrastructure as its core activity as represented by the Benchmark Index.
 - Although investors can take their money out at any time, this Fund may not be appropriate for those who plan to withdraw their money within five years.
 - This Fund is not designed for investors who cannot afford more than a minimal loss of their investment.
 - If you do not understand this document we recommend you seek additional information to help you decide if this Fund is right for you.

RISK AND REWARD PROFILE



1	2	3	4	5	6	7
---	---	---	---	---	---	---

- The Risk and Reward Indicator table demonstrates where the Fund ranks in terms of its potential risk and reward. The higher the rank the greater the potential reward but the greater the risk of losing money. It is not guaranteed to remain the same and may change over time. It is based on historical data and may not be a reliable indication of the future risk profile of the Fund. The shaded area in the table above shows the Fund's ranking on the Risk and Reward Indicator.
 - The Fund is in category 6 because it invests in company shares which are sensitive to variations in the stock market. The value of company shares can change substantially over short periods of time. Company shares are generally considered to be higher risk investments than bonds or cash.
 - Even a fund in the lowest category is not a risk free investment.
 - The value of your investment and any income you take from it may fall as well as rise and is not guaranteed. You might get back less than you invest.
- Further information on the risks of investing in this fund is contained in the Prospectus available at www.legalandgeneral.com/reports. The risk and reward indicator may not take account of the following risks of investing in the Fund:
- The Fund may invest in countries where investment markets are considered

to be less developed. This means that investments are generally riskier than those in developed markets because they: (i) may not be as well regulated; (ii) may be more difficult to buy and sell; (iii) may have less reliable arrangements for the safekeeping of investments; or (iv) may be more exposed to political and taxation uncertainties. The value of the Fund can go up or down more often and by larger amounts than funds that invest in developed countries, especially in the short-term.

- Most of the Fund holds investments from a particular market sector, that of companies within the infrastructure industry. Funds like this can be more volatile than funds that invest across many market sectors. This is because the value of the Fund can go up and down more often and by larger amounts than funds that are spread more widely, especially in the short-term.
- The Fund may have underlying investments that are valued in currencies that are different from GBP. Exchange rate fluctuations will impact the value of your investment. Currency hedging techniques may be applied to reduce this impact but may not entirely eliminate it.
- Derivatives are highly sensitive to changes in the value of the asset on which they are based and can increase the size of losses and gains.
- The Fund could lose money if any institutions providing services such as acting as counterparty to derivatives or other instruments, becomes unwilling or unable to meet its obligations to the Fund.
- We may take some or all of the ongoing charges from the Fund's capital rather than the Fund's income. This increases the amount of income, but it reduces the growth potential and may lead to a fall in the value of the Fund.



CHARGES

The charges you pay are used to pay the costs of running the Fund, including the costs of marketing and distributing it. These charges reduce the potential return from your investment.

One-off charges taken before or after you invest	
Entry charge	0.00%
Exit charge	0.00%
This is the maximum that might be taken out of your money before it is invested.	
The price for buying and selling units is subject to a Dilution Adjustment See opposite.	
Charges taken from the fund over each year	
Ongoing charge	0.20%
Charges taken from the fund under certain specific conditions	
Performance fee	None

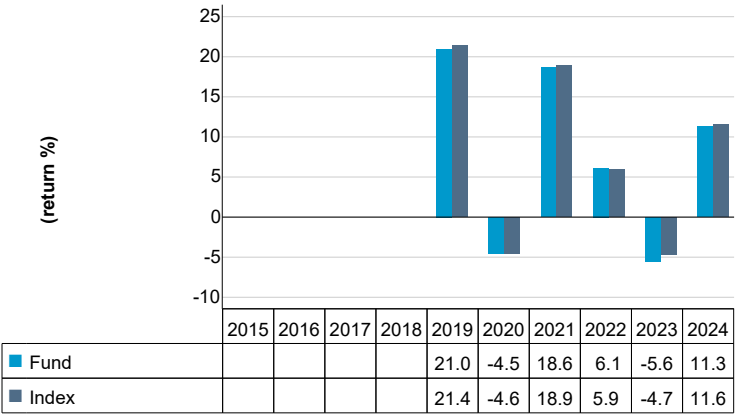
- There are no entry or exit charges.
- The ongoing charges figure is based on the latest available expenses at December 2024. This figure may vary from year to year.
- This Fund's ongoing charges include any charges made by any other funds it may invest in. They exclude portfolio transaction costs.
- The ongoing charges are taken from the Income of the Fund.

Other costs:

- **Dilution adjustment:** On any day, the prices for buying or selling units in this Fund are the same. The Fund manager calculates a single price for this Fund based on the mid-point between the buying and selling prices of the Fund's assets. In certain circumstances, the Fund manager can adjust this price to account for whether there is more money going into or coming out of the Fund. This is called a 'dilution adjustment'.
- This can vary but as an example for this Fund we estimate 0.09% for purchases and 0.20% for sales at 31 December 2024. The amount of the dilution adjustment may differ in future.

For more information about charges and costs, please see the charges and expenses section in the Fund's Prospectus, or visit our website at www.legalandgeneral.com/chargesandfees.

PAST PERFORMANCE



- Past performance is not a guide to future performance.
- The figures for the Fund take into account the ongoing charges and assume income (after any tax) is reinvested.
- The performance has been calculated in GBP.
- The Fund may not replicate the performance of the Benchmark Index perfectly due to tracking errors such as expenses, tax and transaction costs incurred by the Fund, which are not included in the Index.
- The annual return is for a 12 month period ending 31 December.
- The Fund launched in 2018.
- This unit class launched in 2018.

PRACTICAL INFORMATION

- The trustee and depositary is Northern Trust Investor Services Limited.
- You can obtain further information about the Fund including copies of its prospectus and the latest annual and semi-annual reports at www.legalandgeneral.com/reports. Paper copies of these documents are also available free of charge in English from Legal & General Investments, PO Box 6080, Wolverhampton WV1 9RB.
- Investors can get other practical information, including the latest prices, dilution adjustment and details of any other unit classes that are available, by calling us on **0370 050 0955** Monday to Friday between 9:00a.m. to 5:00p.m. Call charges will vary.
- This Fund is subject to the tax legislation of the United Kingdom, which may have an impact on each investor's personal tax position.
- Legal & General (Unit Trust Managers) Limited may be held liable solely on the basis of any statement contained in this document that is misleading, inaccurate or inconsistent with the relevant parts of the Prospectus for the Fund.
- Details of our Remuneration Policy including our Remuneration Committee and how remuneration and benefits are calculated can be accessed from www.lgim.com/remuneration. A paper copy is also available free of charge upon request.

Key Investor Information

This document provides you with key investor information about this fund. It is not marketing material. The information is required by law to help you understand the nature and the risks of investing in this fund. You are advised to read it so you can make an informed decision about whether to invest.

Legal & General Japan Index Trust Unit Class C GBP Income - ISIN: GB00BG0QP711

The authorised fund manager of the Fund is Legal & General (Unit Trust Managers) Limited (the "Manager").

OBJECTIVES AND INVESTMENT POLICY

- The objective of the Fund is to track the performance of the FTSE Japan Index, the **"Benchmark Index"** on a net total return basis before fees and expenses are applied. Fund performance may differ from the Benchmark Index due to the deduction of fees and expenses and the impact of any tracking error factors.
 - The Benchmark Index is comprised of shares in large and middle capitalisation companies in Japan in accordance with the index provider's methodology.
 - The Fund seeks to replicate the Benchmark Index and its investments will closely match those that make up the Benchmark Index.
 - The Fund will have at least 90% exposure (directly or through depositary receipts (a certificate issued by a bank representing shares in a foreign company such as American depositary receipts and global depositary receipts)) to assets that are included in the Benchmark Index.
 - The Fund may also invest in money market instruments (such as treasury bills), depositary receipts, cash, deposits, shares in companies which are reasonably expected to become part of the Benchmark Index in the near future or are an alternative to a constituent of the Benchmark Index and collective investment schemes, including those managed or operated by the Manager or an associate of the Manager.
 - The Fund may use derivatives (contracts which have a value linked to the price of another asset) to:
 - reduce risk or cost; or
 - generate additional capital or income with no, or an acceptably low, level of risk.
- Other information:**
- The Fund is passively managed as it tracks the Benchmark Index.
 - Your units will be income units. Income from the Fund's investments will be paid out to you annually (as dividends). This will reduce your capital growth accordingly.
 - You can buy or sell units in this Fund on any business day. You need to contact us with your instruction before 12 noon. This is the time we calculate unit prices for this Fund. If you contact us after 12 noon, the units will be bought or sold at the next business day's price.
 - The Fund's base currency is denominated in GBP.
 - This Fund may be suitable for investors looking to track the large and middle capitalisation companies in Japan as represented by the Benchmark Index.
 - Although investors can take their money out at any time, this Fund may not be appropriate for those who plan to withdraw their money within five years.
 - This Fund is not designed for investors who cannot afford more than a minimal loss of their investment.
 - If you do not understand this document we recommend you seek additional information to help you decide if this Fund is right for you.

RISK AND REWARD PROFILE



- The Risk and Reward Indicator table demonstrates where the Fund ranks in terms of its potential risk and reward. The higher the rank the greater the potential reward but the greater the risk of losing money. It is not guaranteed to remain the same and may change over time. It is based on historical data and may not be a reliable indication of the future risk profile of the Fund. The shaded area in the table above shows the Fund's ranking on the Risk and Reward Indicator.
- The Fund is in category 6 because it invests in company shares which are sensitive to variations in the stock market. The value of company shares can change substantially over short periods of time. Company shares are generally considered to be higher risk investments than bonds or cash.
- Even a fund in the lowest category is not a risk free investment.
- The value of your investment and any income you take from it may fall as well as rise and is not guaranteed. You might get back less than you invest. Further information on the risks of investing in this fund is contained in the Prospectus available at www.legalandgeneral.com/reports.
- The risk and reward indicator may not take account of the following risks of investing in the Fund:
 - The Fund may have underlying investments that are valued in currencies that are different from GBP. Exchange rate fluctuations will impact the value of your investment. Currency hedging techniques may be applied to reduce this impact but may not entirely eliminate it.
 - Derivatives are highly sensitive to changes in the value of the asset on which they are based and can increase the size of losses and gains.
 - The Fund could lose money if any institutions providing services such as acting as counterparty to derivatives or other instruments, becomes unwilling or unable to meet its obligations to the Fund.



CHARGES

The charges you pay are used to pay the costs of running the Fund, including the costs of marketing and distributing it. These charges reduce the potential return from your investment.

One-off charges taken before or after you invest	
Entry charge	0.00%
Exit charge	0.00%
This is the maximum that might be taken out of your money before it is invested.	
The price for buying and selling units is subject to a Dilution Adjustment See opposite.	
Charges taken from the fund over each year	
Ongoing charge	0.08%
Charges taken from the fund under certain specific conditions	
Performance fee	None

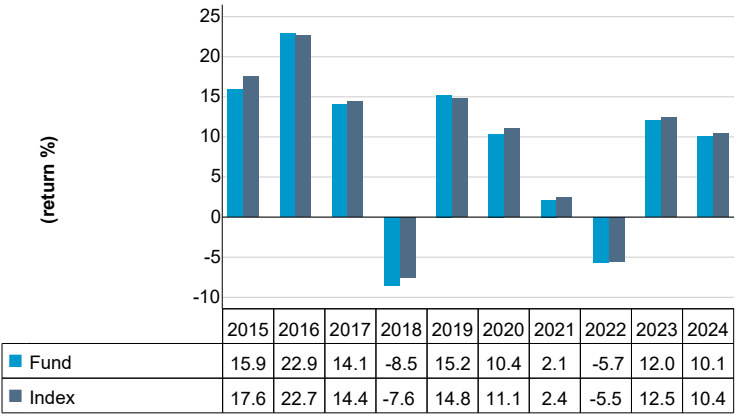
- There are no entry or exit charges.
- The ongoing charges figure is based on the latest available expenses at December 2024. This figure may vary from year to year.
- This Fund's ongoing charges include any charges made by any other funds it may invest in. They exclude portfolio transaction costs.
- The ongoing charges are taken from the Income of the Fund.

Other costs:

- **Dilution adjustment:** On any day, the prices for buying or selling units in this Fund are the same. The Fund manager calculates a single price for this Fund based on the mid-point between the buying and selling prices of the Fund's assets. In certain circumstances, the Fund manager can adjust this price to account for whether there is more money going into or coming out of the Fund. This is called a 'dilution adjustment'.
- This can vary but as an example for this Fund we estimate 0.06% for purchases and 0.12% for sales at 31 December 2024. The amount of the dilution adjustment may differ in future.

For more information about charges and costs, please see the charges and expenses section in the Fund's Prospectus, or visit our website at www.legalandgeneral.com/chargesandfees.

PAST PERFORMANCE



- Past performance is not a guide to future performance.
- The figures for the Fund take into account the ongoing charges and assume income (after any tax) is reinvested.
- The performance has been calculated in GBP.
- The Fund may not replicate the performance of the Benchmark Index perfectly due to tracking errors such as expenses, tax and transaction costs incurred by the Fund, which are not included in the Index.
- The annual return is for a 12 month period ending 31 December.
- The Fund launched in 1989.
- This unit class launched in 2013.

PRACTICAL INFORMATION

- The trustee and depositary is Northern Trust Investor Services Limited.
- You can obtain further information about the Fund including copies of its prospectus and the latest annual and semi-annual reports at www.legalandgeneral.com/reports. Paper copies of these documents are also available free of charge in English from Legal & General Investments, PO Box 6080, Wolverhampton WV1 9RB.
- Investors can get other practical information, including the latest prices, dilution adjustment and details of any other unit classes that are available, by calling us on **0370 050 0955** Monday to Friday between 9:00a.m. to 5:00p.m. Call charges will vary.
- This Fund is subject to the tax legislation of the United Kingdom, which may have an impact on each investor's personal tax position.
- Legal & General (Unit Trust Managers) Limited may be held liable solely on the basis of any statement contained in this document that is misleading, inaccurate or inconsistent with the relevant parts of the Prospectus for the Fund.
- Details of our Remuneration Policy including our Remuneration Committee and how remuneration and benefits are calculated can be accessed from www.lgim.com/remuneration. A paper copy is also available free of charge upon request.

Key Investor Information

This document provides you with key investor information about this fund. It is not marketing material. The information is required by law to help you understand the nature and the risks of investing in this fund. You are advised to read it so you can make an informed decision about whether to invest.

Legal & General Short Dated Sterling Corporate Bond Index Fund Unit Class C GBP Income - ISIN: GB00BKGR3D82

The authorised fund manager of the Fund is Legal & General (Unit Trust Managers) Limited (the "Manager").

OBJECTIVES AND INVESTMENT POLICY

- The objective of the Fund is to track the performance of the Markit iBoxx GBP Corporates 1-5 Index, the "Benchmark Index" before fees and expenses are applied. Fund performance may differ from the Benchmark Index due to the deduction of fees and expenses and the impact of any tracking error factors.
 - The Fund seeks to replicate as closely as possible the constituents of the Benchmark Index. The Fund will have at least 90% exposure to assets that are included in the Benchmark Index.
 - The Benchmark Index is comprised of investment grade corporate bonds (a type of loan that pays interest) that are short dated (i.e. up to 5 years in maturity) and denominated in sterling (British Pound).
 - The bonds that the Fund invests in will be primarily investment grade (rated as lower risk). Investment grade bonds are bonds that have achieved a higher credit rating from a rating agency. Credit ratings give an indication of how likely it is that the issuer of a bond will be able to pay back interest and the loan on time.
 - The Fund may also invest in money market instruments (such as treasury bills), cash, deposits, bonds which are reasonably expected to become part of the Benchmark Index in the near future or are an alternative to a constituent of the Benchmark Index and collective investment schemes, including those managed or operated by the Manager or an associate of the Manager.
 - The Fund may use derivatives (contracts which have a value linked to the price of another asset) to:
 - reduce risk or cost; or
 - generate additional capital or income with no, or an acceptably low, level of risk.
- Other information:**
- The Fund is passively managed as it tracks the Benchmark Index.
 - Your units will be income units. Income from the Fund's investments will be paid out to you every six months (as interest). This will reduce your capital growth accordingly.
 - You can buy or sell units in this Fund on any business day. You need to contact us with your instruction before 12 noon. This is the time we calculate unit prices for this Fund. If you contact us after 12 noon, the units will be bought or sold at the next business day's price.
 - The Fund's base currency is denominated in GBP.
 - This Fund may be suitable for investors looking to track the market in investment grade corporate bonds that are short dated and denominated in British Pounds as represented by the Benchmark Index.
 - Although investors can take their money out at any time, this Fund may not be appropriate for those who plan to withdraw their money within five years.
 - This Fund is not designed for investors who cannot afford more than a minimal loss of their investment.
 - If you do not understand this document we recommend you seek additional information to help you decide if this Fund is right for you.

RISK AND REWARD PROFILE



1	2	3	4	5	6	7
---	---	---	---	---	---	---

- The Risk and Reward Indicator table demonstrates where the Fund ranks in terms of its potential risk and reward. The higher the rank the greater the potential reward but the greater the risk of losing money. It is not guaranteed to remain the same and may change over time. It is based on historical data and may not be a reliable indication of the future risk profile of the Fund. The shaded area in the table above shows the Fund's ranking on the Risk and Reward Indicator.
 - The Fund is in category 6 because it invests in company or government bonds which are sensitive to changes in interest rates, inflation and credit. This can be driven by political and economic changes and other significant events and may cause the value to go up and down. Bonds that are closer to their maturity date tend to be more stable in value. Bonds are generally considered to be higher risk investments than cash, but lower risk than company shares.
 - Even a fund in the lowest category is not a risk free investment.
 - The value of your investment and any income you take from it may fall as well as rise and is not guaranteed. You might get back less than you invest.
- Further information on the risks of investing in this fund is contained in the Prospectus available at www.legalandgeneral.com/reports.

The risk and reward indicator may not take account of the following risks of investing in the Fund:

- Derivatives are highly sensitive to changes in the value of the asset on which they are based and can increase the size of losses and gains.
- The Fund could lose money if any institutions providing services such as acting as counterparty to derivatives or other instruments, becomes unwilling or unable to meet its obligations to the Fund.
- The Fund invests directly or indirectly in bonds which are issued by companies or governments. If these companies or governments experience financial difficulty, they may be unable to pay back some or all of the interest, original investment or other payments that they owe. If this happens, the value of the Fund may fall.
- This Fund holds bonds that are traded through agents, brokers or investment banks matching buyers and sellers. This makes the bonds less easy to buy and sell than investments traded on an exchange. In exceptional circumstances the Fund may not be able to sell bonds and may defer withdrawals, or suspend dealing. The Directors can only delay paying out if it is in the interests of all investors and with the permission of the Fund depositary.
- Investment returns on bonds are sensitive to trends in interest rate movements. Such changes will affect the value of your investment.
- We may take some or all of the ongoing charges from the Fund's capital rather than the Fund's income. This increases the amount of income, but it reduces the growth potential and may lead to a fall in the value of the Fund.



CHARGES

The charges you pay are used to pay the costs of running the Fund, including the costs of marketing and distributing it. These charges reduce the potential return from your investment.

One-off charges taken before or after you invest	
Entry charge	0.00%
Exit charge	0.00%
This is the maximum that might be taken out of your money before it is invested.	
The price for buying and selling units is subject to a Dilution Adjustment See opposite.	
Charges taken from the fund over each year	
Ongoing charge	0.08%
Charges taken from the fund under certain specific conditions	
Performance fee	None

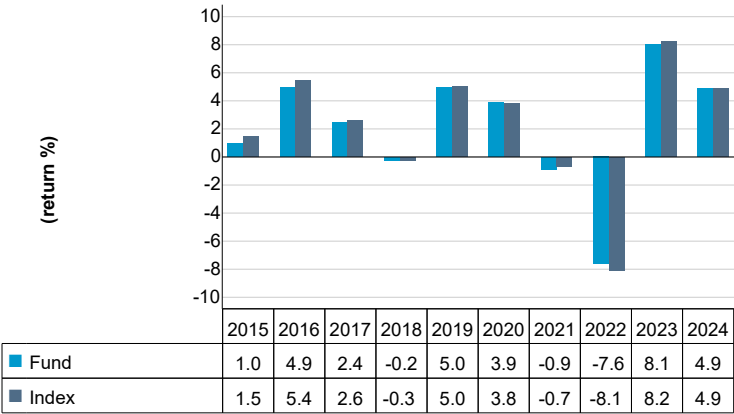
- There are no entry or exit charges.
- The ongoing charges figure is based on the latest available expenses at December 2024. This figure may vary from year to year.
- This Fund's ongoing charges include any charges made by any other funds it may invest in. They exclude portfolio transaction costs.
- The ongoing charges are taken from the Capital of the Fund.

Other costs:

- **Dilution adjustment:** On any day, the prices for buying or selling units in this Fund are the same. The Fund manager calculates a single price for this Fund based on the mid-point between the buying and selling prices of the Fund's assets. In certain circumstances, the Fund manager can adjust this price to account for whether there is more money going into or coming out of the Fund. This is called a 'dilution adjustment'.
- This can vary but as an example for this Fund we estimate 0.14% for purchases and 0.28% for sales at 31 December 2024. The amount of the dilution adjustment may differ in future.

For more information about charges and costs, please see the charges and expenses section in the Fund's Prospectus, or visit our website at www.legalandgeneral.com/chargesandfees.

PAST PERFORMANCE



- Past performance is not a guide to future performance.
- The figures for the Fund take into account the ongoing charges and assume income (after any tax) is reinvested.
- The performance has been calculated in GBP.
- The Fund may not replicate the performance of the Benchmark Index perfectly due to tracking errors such as expenses, tax and transaction costs incurred by the Fund, which are not included in the Index.
- The annual return is for a 12 month period ending 31 December.
- The Fund launched in 2014.
- This unit class launched in 2014.

PRACTICAL INFORMATION

- The trustee and depositary is Northern Trust Investor Services Limited.
- You can obtain further information about the Fund including copies of its prospectus and the latest annual and semi-annual reports at www.legalandgeneral.com/reports. Paper copies of these documents are also available free of charge in English from Legal & General Investments, PO Box 6080, Wolverhampton WV1 9RB.
- Investors can get other practical information, including the latest prices, dilution adjustment and details of any other unit classes that are available, by calling us on **0370 050 0955** Monday to Friday between 9:00a.m. to 5:00p.m. Call charges will vary.
- This Fund is subject to the tax legislation of the United Kingdom, which may have an impact on each investor's personal tax position.
- Legal & General (Unit Trust Managers) Limited may be held liable solely on the basis of any statement contained in this document that is misleading, inaccurate or inconsistent with the relevant parts of the Prospectus for the Fund.
- Details of our Remuneration Policy including our Remuneration Committee and how remuneration and benefits are calculated can be accessed from www.lgim.com/remuneration. A paper copy is also available free of charge upon request.

Key Investor Information

This document provides you with key investor information about this fund. It is not marketing material. The information is required by law to help you understand the nature and the risks of investing in this fund. You are advised to read it so you can make an informed decision about whether to invest.

Legal & General UK Mid Cap Index Fund Unit Class C GBP Income - ISIN: GB00BQ1JYT42

The authorised fund manager of the Fund is Legal & General (Unit Trust Managers) Limited (the "Manager").

OBJECTIVES AND INVESTMENT POLICY

- The objective of the Fund is to track the performance of the FTSE 250 ex. Investment Trusts Index, the "Benchmark Index" on a net total return basis before fees and expenses are applied. Fund performance may differ from the Benchmark Index due to the deduction of fees and expenses and the impact of any tracking error factors.
 - The Fund will invest 80% (directly or through depositary receipts (a certificate issued by a bank representing shares in a foreign company such as American depositary receipts and global depositary receipts)) in the assets that are included in the Benchmark Index.
 - The Fund's investments will closely match those that make up the Benchmark Index.
 - The Benchmark Index is comprised of shares in all eligible middle capitalisation companies (excluding investment trusts) listed on the London Stock Exchange's (LSE) main market, which pass screening for size and liquidity in accordance with the index provider's methodology.
 - The Fund may also invest in money market instruments (such as treasury bills), depositary receipts, cash, deposits, shares in companies which are reasonably expected to become part of the Benchmark Index in the near future or are an alternative to a constituent of the Benchmark Index and collective investment schemes, including those managed or operated by the Manager or an associate of the Manager.
 - The Fund may use derivatives (contracts which have a value linked to the price of another asset) to:
 - reduce risk or cost; or
 - generate additional capital or income with no, or an acceptably low, level of risk.
- Other information:**
- The Fund is passively managed as it tracks the Benchmark Index.
 - Your units will be income units. Income from the Fund's investments will be paid out to you every six months (as dividends). This will reduce your capital growth accordingly.
 - You can buy or sell units in this Fund on any business day. You need to contact us with your instruction before 12 noon. This is the time we calculate unit prices for this Fund. If you contact us after 12 noon, the units will be bought or sold at the next business day's price.
 - The Fund's base currency is denominated in GBP.
 - This Fund may be suitable for investors looking to track the shares in all eligible middle capitalisation companies (excluding investment trusts) listed on the London Stock Exchange (LSE) as represented by the Benchmark Index.
 - Although investors can take their money out at any time, this Fund may not be appropriate for those who plan to withdraw their money within five years.
 - This Fund is not designed for investors who cannot afford more than a minimal loss of their investment.
 - If you do not understand this document we recommend you seek additional information to help you decide if this Fund is right for you.

RISK AND REWARD PROFILE



1	2	3	4	5	6	7
---	---	---	---	---	---	---

- The Risk and Reward Indicator table demonstrates where the Fund ranks in terms of its potential risk and reward. The higher the rank the greater the potential reward but the greater the risk of losing money. It is not guaranteed to remain the same and may change over time. It is based on historical data and may not be a reliable indication of the future risk profile of the Fund. The shaded area in the table above shows the Fund's ranking on the Risk and Reward Indicator.
- The Fund is in category 6 because it invests in company shares which are sensitive to variations in the stock market. The value of company shares can change substantially over short periods of time. Company shares are generally considered to be higher risk investments than bonds or cash.
- Even a fund in the lowest category is not a risk free investment.
- The value of your investment and any income you take from it may fall as well as rise and is not guaranteed. You might get back less than you invest. Further information on the risks of investing in this fund is contained in the Prospectus available at www.legalandgeneral.com/reports.
- The risk and reward indicator may not take account of the following risks of investing in the Fund:
 - The Fund may have underlying investments that are valued in currencies that are different from GBP. Exchange rate fluctuations will impact the value of your investment. Currency hedging techniques may be applied to reduce this impact but may not entirely eliminate it.
 - Derivatives are highly sensitive to changes in the value of the asset on which they are based and can increase the size of losses and gains.
 - The Fund could lose money if any institutions providing services such as acting as counterparty to derivatives or other instruments, becomes unwilling or unable to meet its obligations to the Fund.



CHARGES

The charges you pay are used to pay the costs of running the Fund, including the costs of marketing and distributing it. These charges reduce the potential return from your investment.

One-off charges taken before or after you invest	
Entry charge	0.00%
Exit charge	0.00%
This is the maximum that might be taken out of your money before it is invested.	
The price for buying and selling units is subject to a Dilution Adjustment See opposite.	
Charges taken from the fund over each year	
Ongoing charge	0.08%
Charges taken from the fund under certain specific conditions	
Performance fee	None

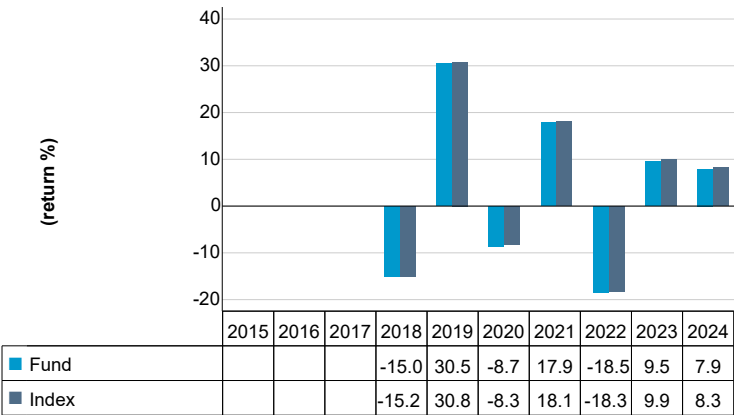
- There are no entry or exit charges.
- The ongoing charges figure is based on the latest available expenses at December 2024. This figure may vary from year to year.
- This Fund's ongoing charges include any charges made by any open ended funds it may invest in. In addition to the ongoing charges, the Fund incurs costs relating to investments in closed ended funds (such as investment trusts). These costs vary and are approximately 0.03%. Portfolio transaction costs are also excluded from the ongoing charges.
- The ongoing charges are taken from the Income of the Fund.

Other costs:

- **Dilution adjustment:** On any day, the prices for buying or selling units in this Fund are the same. The Fund manager calculates a single price for this Fund based on the mid-point between the buying and selling prices of the Fund's assets. In certain circumstances, the Fund manager can adjust this price to account for whether there is more money going into or coming out of the Fund. This is called a 'dilution adjustment'.
- This can vary but as an example for this Fund we estimate 0.26% for purchases and 1.02% for sales at 31 December 2024. The amount of the dilution adjustment may differ in future.

For more information about charges and costs, please see the charges and expenses section in the Fund's Prospectus, or visit our website at www.legalandgeneral.com/chargesandfees.

PAST PERFORMANCE



- Past performance is not a guide to future performance.
- The figures for the Fund take into account the ongoing charges and assume income (after any tax) is reinvested.
- The performance has been calculated in GBP.
- The Fund may not replicate the performance of the Benchmark Index perfectly due to tracking errors such as expenses, tax and transaction costs incurred by the Fund, which are not included in the Index.
- The annual return is for a 12 month period ending 31 December.
- The Fund launched in 2017.
- This unit class launched in 2017.

PRACTICAL INFORMATION

- The trustee and depositary is Northern Trust Investor Services Limited.
- You can obtain further information about the Fund including copies of its prospectus and the latest annual and semi-annual reports at www.legalandgeneral.com/reports. Paper copies of these documents are also available free of charge in English from Legal & General Investments, PO Box 6080, Wolverhampton WV1 9RB.
- Investors can get other practical information, including the latest prices, dilution adjustment and details of any other unit classes that are available, by calling us on **0370 050 0955** Monday to Friday between 9:00a.m. to 5:00p.m. Call charges will vary.
- This Fund is subject to the tax legislation of the United Kingdom, which may have an impact on each investor's personal tax position.
- Legal & General (Unit Trust Managers) Limited may be held liable solely on the basis of any statement contained in this document that is misleading, inaccurate or inconsistent with the relevant parts of the Prospectus for the Fund.
- Details of our Remuneration Policy including our Remuneration Committee and how remuneration and benefits are calculated can be accessed from www.lgim.com/remuneration. A paper copy is also available free of charge upon request.

Key Investor Information

This document provides you with key investor information about this fund. It is not marketing material. The information is required by law to help you understand the nature and the risks of investing in this fund. You are advised to read it so you can make an informed decision about whether to invest.

Legal & General US Index Trust Unit Class C GBP Income - ISIN: GB00BG0QPK45

The authorised fund manager of the Fund is Legal & General (Unit Trust Managers) Limited (the "Manager").

OBJECTIVES AND INVESTMENT POLICY

- The objective of the Fund is to track the performance of the FTSE USA Index, the "Benchmark Index" on a net total return basis before fees and expenses are applied. Fund performance may differ from the Benchmark Index due to the deduction of fees and expenses and the impact of any tracking error factors.
 - The Benchmark Index is comprised of shares in large and middle capitalisation companies in the United States of America in accordance with the index provider's methodology.
 - The Fund's investments will closely match those that make up the Benchmark Index.
 - The Fund will invest at least 90% (directly or through depositary receipts (a certificate issued by a bank representing shares in a foreign company such as American depositary receipts and global depositary receipts)) in assets that are included in the Benchmark Index.
 - The Fund may also invest in money market instruments (such as treasury bills), depositary receipts, cash, deposits, shares in companies which are reasonably expected to become part of the Benchmark Index in the near future or are an alternative to a constituent of the Benchmark Index and collective investment schemes, including those managed or operated by the Manager or an associate of the Manager.
 - The Fund may use derivatives (contracts which have a value linked to the price of another asset) to:
 - reduce risk or cost; or
 - generate additional capital or income with no, or an acceptably low, level of risk.
- Other information:**
- The Fund is passively managed as it tracks the Benchmark Index.
 - Your units will be income units. Income from the Fund's investments will be paid out to you every six months (as dividends). This will reduce your capital growth accordingly.
 - You can buy or sell units in this Fund on any business day. You need to contact us with your instruction before 3pm. This is the time we calculate unit prices for this Fund. If you contact us after 3pm, the units will be bought or sold at the next business day's price.
 - The Fund's base currency is denominated in GBP.
 - This Fund may be suitable for investors looking to track the US stock market as represented by the Benchmark Index.
 - Although investors can take their money out at any time, this Fund may not be appropriate for those who plan to withdraw their money within five years.
 - This Fund is not designed for investors who cannot afford more than a minimal loss of their investment.
 - If you do not understand this document we recommend you seek additional information to help you decide if this Fund is right for you.

RISK AND REWARD PROFILE



- The Risk and Reward Indicator table demonstrates where the Fund ranks in terms of its potential risk and reward. The higher the rank the greater the potential reward but the greater the risk of losing money. It is not guaranteed to remain the same and may change over time. It is based on historical data and may not be a reliable indication of the future risk profile of the Fund. The shaded area in the table above shows the Fund's ranking on the Risk and Reward Indicator.
 - The Fund is in category 6 because it invests in company shares which are sensitive to variations in the stock market. The value of company shares can change substantially over short periods of time. Company shares are generally considered to be higher risk investments than bonds or cash.
 - Even a fund in the lowest category is not a risk free investment.
 - The value of your investment and any income you take from it may fall as well as rise and is not guaranteed. You might get back less than you invest. Further information on the risks of investing in this fund is contained in the Prospectus available at www.legalandgeneral.com/reports.
- The risk and reward indicator may not take account of the following risks of investing in the Fund:
- The Fund may have underlying investments that are valued in currencies that are different from GBP. Exchange rate fluctuations will impact the value of your investment. Currency hedging techniques may be applied to reduce this impact but may not entirely eliminate it.
 - Derivatives are highly sensitive to changes in the value of the asset on which they are based and can increase the size of losses and gains.
 - The Fund could lose money if any institutions providing services such as acting as counterparty to derivatives or other instruments, becomes unwilling or unable to meet its obligations to the Fund.



CHARGES

The charges you pay are used to pay the costs of running the Fund, including the costs of marketing and distributing it. These charges reduce the potential return from your investment.

One-off charges taken before or after you invest	
Entry charge	0.00%
Exit charge	0.00%
This is the maximum that might be taken out of your money before it is invested.	
The price for buying and selling units is subject to a Dilution Adjustment See opposite.	
Charges taken from the fund over each year	
Ongoing charge	0.05%
Charges taken from the fund under certain specific conditions	
Performance fee	None

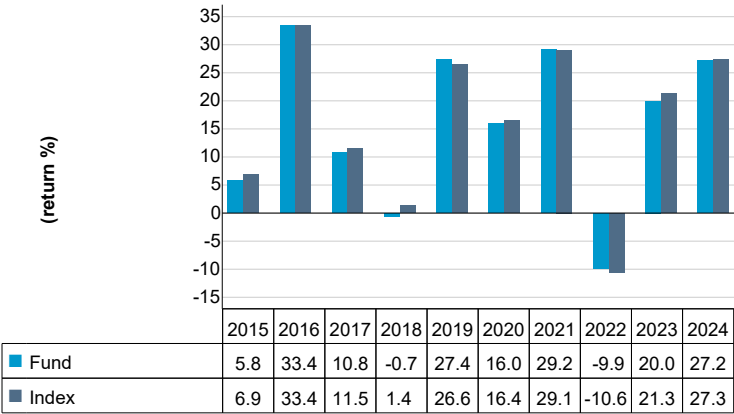
- There are no entry or exit charges.
- The ongoing charges figure is based on the latest available expenses at December 2024. This figure may vary from year to year.
- This Fund's ongoing charges include any charges made by any other funds it may invest in. They exclude portfolio transaction costs.
- The ongoing charges are taken from the Income of the Fund.

Other costs:

- **Dilution adjustment:** On any day, the prices for buying or selling units in this Fund are the same. The Fund manager calculates a single price for this Fund based on the mid-point between the buying and selling prices of the Fund's assets. In certain circumstances, the Fund manager can adjust this price to account for whether there is more money going into or coming out of the Fund. This is called a 'dilution adjustment'.
- This can vary but as an example for this Fund we estimate 0.04% for purchases and 0.08% for sales at 31 December 2024. The amount of the dilution adjustment may differ in future.

For more information about charges and costs, please see the charges and expenses section in the Fund's Prospectus, or visit our website at www.legalandgeneral.com/chargesandfees.

PAST PERFORMANCE



- Past performance is not a guide to future performance.
- The figures for the Fund take into account the ongoing charges and assume income (after any tax) is reinvested.
- The performance has been calculated in GBP.
- The Fund may not replicate the performance of the Benchmark Index perfectly due to tracking errors such as expenses, tax and transaction costs incurred by the Fund, which are not included in the Index.
- The annual return is for a 12 month period ending 31 December.
- The Fund launched in 1992.
- This unit class launched in 2013.

PRACTICAL INFORMATION

- The trustee and depositary is Northern Trust Investor Services Limited.
- You can obtain further information about the Fund including copies of its prospectus and the latest annual and semi-annual reports at www.legalandgeneral.com/reports. Paper copies of these documents are also available free of charge in English from Legal & General Investments, PO Box 6080, Wolverhampton WV1 9RB.
- Investors can get other practical information, including the latest prices, dilution adjustment and details of any other unit classes that are available, by calling us on **0370 050 0955** Monday to Friday between 9:00a.m. to 5:00p.m. Call charges will vary.
- This Fund is subject to the tax legislation of the United Kingdom, which may have an impact on each investor's personal tax position.
- Legal & General (Unit Trust Managers) Limited may be held liable solely on the basis of any statement contained in this document that is misleading, inaccurate or inconsistent with the relevant parts of the Prospectus for the Fund.
- Details of our Remuneration Policy including our Remuneration Committee and how remuneration and benefits are calculated can be accessed from www.lgim.com/remuneration. A paper copy is also available free of charge upon request.

Key Investor Information



This document provides you with key investor information about this Fund. It is not marketing material. The information is required by law to help you understand the nature and the risks of investing in this Fund. You are advised to read it so you can make an informed decision about whether to invest.

M&G Global Dividend Fund

Sterling Class PP – Income shares ISIN no. GB00BK7XXF71

Managed by M&G Securities Limited

Objective and investment policy

The fund aims to provide:

- an income distribution that increases every year;
- a dividend yield above that available from the MSCI ACWI Index over any five-year period; and
- a combination of capital growth and income, net of the Ongoing Charge Figure, that is higher than that of the MSCI ACWI Index over any five-year period.

Core investment: At least 70% of the fund is invested in the shares of companies, across any sector and of any size, from anywhere in the world.

Other investments: The fund may invest in other funds and cash or assets that can be turned into cash quickly.

Derivatives usage: To reduce risk and costs.

Strategy in brief: The fund manager focuses on companies with the potential to grow their dividends over the long term and selects stocks with different sources of dividend growth to build a fund that has the potential to cope in a variety of market conditions. When attempting to grow distributions, the fund manager's main focus is on delivering an increase in sterling terms.

Benchmark: MSCI ACWI Index

The benchmark is a target which the fund seeks to outperform. The index has been chosen as the fund's benchmark as it best reflects the scope of the fund's investment policy. The benchmark is used solely to measure the fund's performance and income objective and does not constrain the fund's portfolio construction.

The fund is actively managed. The fund manager has complete freedom in choosing which investments to buy, hold and sell in the fund. The fund's holdings may deviate significantly from the benchmark's constituents.

For performance measurement purposes the benchmark is shown or hedged into the relevant share class currency.

Additional information can be found on the M&G website, including:

- a [glossary](#) providing an explanation of some terms used in this document.
- the Prospectus including the fund's objective and investment policy.

Other information

You can buy and sell shares in the fund on any business day. Instructions received before 12 noon will be dealt at that day's price.

Any income from the fund may be paid out to you quarterly.

In addition to the charges set out in the charges section, the fund will incur portfolio transaction costs which are paid from the assets of the fund. These can be higher when investing outside Europe.

Recommendation: This fund may not be appropriate for investors who plan to withdraw their money within 5 years.

Risk and reward profile



■ The above risk and reward indicator is based on historical data and may not be a reliable indication of the future risk profile of this share class. This Share Class is categorised in risk class 6 because its Net Asset Value has shown high rises and falls in value historically.

■ The risk number shown is not guaranteed and may change over time.

■ The lowest risk number does not mean risk free.

The main risks that could affect performance are set out below:

■ The value and income from the fund's assets will go down as well as up. This will cause the value of your investment to fall as well as rise. There is no guarantee that the fund will achieve its objective and you may get back less than you originally invested.

■ The fund holds a small number of investments, and therefore a fall in the value of a single investment may have a greater impact than if it held a larger number of investments.

■ The fund can be exposed to different currencies. Movements in currency exchange rates may adversely affect the value of your investment.

■ Investing in emerging markets involves a greater risk of loss due to greater political, tax, economic, foreign exchange, liquidity and regulatory risks, among other factors. There may be difficulties in buying, selling, safekeeping or valuing investments in such countries.

■ In exceptional circumstances where assets cannot be fairly valued, or have to be sold at a large discount to raise cash, we may temporarily suspend the fund in the best interest of all investors.

■ The fund could lose money if a counterparty with which it does business becomes unwilling or unable to repay money owed to the fund.

■ Operational risks arising from a failure or delay in operational processes and systems, or the failure of a third party provider may affect the value of your investments. Where this results in compensation needing to be paid, this may be paid some time after the original loss is experienced.

Further details of the risks that apply to the fund can be found in the fund's Prospectus at www.mandg.co.uk/literature

Charges

The charges shown in the table are used to pay the costs of running the fund, including the costs of marketing and distributing it. These charges reduce the potential growth of your investment.

One-off charges taken before or after you invest	
Entry charge	0.00%
Exit charge	0.00%
This is the maximum that might be taken out of your money before it is invested or before the proceeds of your investment are paid out.	
Charges taken from the fund over a year	
Ongoing charge	0.56%
Charges taken from the fund under certain specific conditions	
Performance fee	None

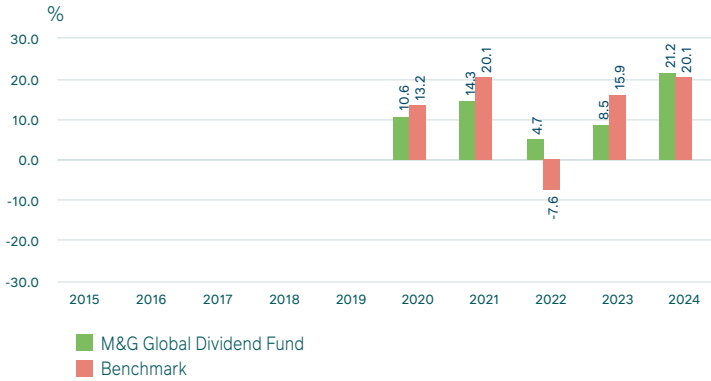
The entry and exit charges shown are the maximum figures and, in some cases, you may pay less. You can find out the exact charges which apply to your investment by contacting your financial adviser or distributor or, if you have invested directly with us, you can contact us using the details given in the practical information section.

The ongoing charge is based on expenses for the period/year ending 30 September 2024. This figure may change from year to year. It excludes portfolio transaction costs. The charges are mostly, if not exclusively, the Annual Charge which may be discounted depending on the size of the fund. The Annual Charge without any discount is 0.60%. The fund's annual report for each financial year will include details on the exact charges made.

For Income shares, the ongoing charge is taken from investments held in the fund's portfolio and not from the income these investments produce. The deduction of this charge will reduce the potential growth of your investment.

For more information on charges, please see the relevant sections of the Prospectus at www.mandg.co.uk/literature

Past performance



- Past performance is not a guide to future performance.
- Performance calculation includes UK taxes. It does not take into account the entry and exit charges but does take into account the ongoing charge and the Performance fee, as shown in the charges section.
- The fund launched on 18 July 2008 and the GBP share class launched on 05 August 2019.
- Performance is calculated using GBP Income shares.
- Benchmark performance has been calculated in GBP.

Practical information

- The depositary is NatWest Trustee and Depositary Services Limited.
- For more information about this fund, please visit www.mandg.co.uk/literature where you will find a copy of the Prospectus, Articles of Incorporation, and the latest annual or interim Investment Report and Financial Statements. These documents are in English and are available free of charge. Our website also provides other information such as share prices.
- UK tax laws apply to the fund, and this may affect your personal tax position. Please speak to an adviser for more information.
- M&G Securities Limited may be held liable solely on the basis of any statement contained in this document that is misleading, inaccurate or inconsistent with the relevant parts of the Prospectus for the fund.
- Other share classes may exist for the fund as set out in the relevant Prospectus.
- For up-to-date details of the staff remuneration policy that applies to M&G Securities Limited, including a description of how remuneration and benefits are calculated, the make-up of the remuneration committee, and the identities of persons responsible for awarding the remuneration and benefits, please visit www.mandg.co.uk/remuneration. We will provide a paper copy of this information, free of charge, if you require one.

Key Investor Information

This document provides you with key investor information about this Fund. It is not marketing material. The information is required by law to help you understand the nature and the risks of investing in this Fund. You are advised to read it so you can make an informed decision about whether to invest.



Man High Yield Opportunities Fund Professional Income Shares (Class D)

(ISIN:GB00BJK3W271) Man High Yield Opportunities Fund (the 'Fund') is a sub-fund of Man Fixed Interest ICVC (the 'Company').

Man Fund Management UK Limited, part of Man Group plc, is the Authorised Corporate Director.


Objectives and investment policy

- The Fund seeks to provide income and capital growth by investing mainly in sub-investment grade bonds (debt securities of issuers that are considered to have a higher risk of failing to make interest payments or repay the initial amount borrowed than "investment grade" issuers, who are considered to carry a low to medium risk).
- The debt securities in which the Fund may invest include those issued by corporate bodies, and those issued or guaranteed by governments or supranational bodies. The Fund may also invest in other transferable securities (such as shares), money market instruments (investments usually issued by banks or governments that are a short term loan), deposits, cash or cash equivalents and other funds (which may include those managed by the ACD or its associates). The Fund may hold a significant portion (or all) of its value in cash and/or liquid assets where it is believed to be in the interests of the Fund and its investors. The Fund will invest at least 80% of its assets in securities rated below investment grade by Standard & Poor's (i.e. below BBB minus) or Moody's (i.e. below Baa3) or an equivalent external rating agency under normal market conditions. The Fund may invest up to 30% of its assets in securities that provide exposure to emerging markets (developing countries). The Fund may invest in or hold distressed, stressed and special situations credit investments (being investments, the issuers of which, are subject to events impacting on their current valuations). Such investments may be in the form of debt instruments or certain credit-related equities.
- The Investment Adviser typically applies an exclusion list of controversial stocks or industries (e.g. tobacco and controversial arms including, munitions and nuclear weapons) in selecting assets for investment in by the Fund.
- The Fund is actively managed, meaning that the Investment Adviser will use its expertise to pick investments to achieve the Fund's objective, however, the Investment Adviser may use the ICE BofA

Global High Yield Index as a guide in selecting assets for the Fund. The Fund principally uses a bottom-up approach to select assets (i.e. focusing on analysing individual investments, rather than markets), and will consider a number of factors, mainly using the issuer's financial statements, for example, leverage (indebtedness), cash-flow and earnings.

- The Fund may pursue a 'long-short strategy', which means that, in addition to buying and holding assets with the expectation that they will rise in value, it may take positions against issuers which are viewed as overvalued or expected to fall in value ('short' positions).
- *Use of financial derivative instruments ("FDI")*. The Fund may use FDI (instruments whose prices are dependent on one or more underlying assets) to take 'short' positions in order to achieve the investment objective and for efficient portfolio management to hedge (a technique using investments to reduce risk) against anticipated movements in a market or security, or where it is more economically effective than directly holding the underlying asset.
- *Benchmarks*. The Fund is managed with reference to benchmarks. The ICE BofA Global High Yield Index, is considered to constrain the assets in which the Fund may invest and is used for investment purposes (which can include construction of the Fund's portfolio universe and/or to assist with the management of risk in the Fund).
- *Dealing*. Shares can be bought and sold on each Business Day, as detailed in the Fund prospectus.
- *Investment Horizon*: This Fund may not be appropriate for investors who plan to withdraw their money within 3 years.
- *Treatment of income*. Income earned on investments will be distributed to investors as an income payment.

Risk and reward profile



- The lowest category does not mean 'risk free'.
- The risk and reward profile is not guaranteed and may change over time.
- Historical data may not be a reliable indication for the future.
- The risk category for this share class is 4 as funds of this nature engage in strategies that typically have a moderate volatility. The calculation is based on the historical volatility of the Fund's performance. Where there is insufficient Fund performance the calculation is based on either the historical volatility of a relevant benchmark for the investment strategy or the manager's Value at Risk limit for the Fund. Please refer to the prospectus for further information relating to the Value at Risk.

The following risks may not be fully captured by the risk and reward profile:

- **Market**: The Fund is subject to normal market fluctuations and the risks associated with investing in international securities markets and therefore the value of your investment and the income from it may rise as well as fall and you may not get back the amount originally invested.
- **Non-Investment Grade Securities**: The Fund may invest a significant proportion of its assets in non-investment grade securities (such as "high yield" securities) which are considered higher risk investments that may cause income and principal losses for the Fund. They are instruments which credit agencies have given a rating which indicates a higher risk of default. The market values for high yield bonds and other instruments tend to be volatile and they are less liquid than investment grade securities.
- **Emerging Markets**: The Fund may invest a significant proportion of its assets in securities with exposure to emerging markets which involve additional risks relating to matters such as the illiquidity of securities and the potentially volatile nature of markets not typically associated with investing in other more established economies or markets.
- **Liquidity**: The Fund may make investments or hold trading positions in markets that are volatile and which may become illiquid. Timely and

cost efficient sale of trading positions can be impaired by decreased trading volume and/or increased price volatility.

- **Currency**: The value of investments designated in another currency may rise and fall due to exchange rate fluctuations. Adverse movements in currency exchange rates may result in a decrease in return and a loss of capital. It may not be possible or practicable to successfully hedge against the currency risk exposure in all circumstances.
- **Counterparty**: The Fund will be exposed to credit risk on counterparties with which it trades in relation to on-exchange traded instruments such as futures and options and where applicable, 'over-the-counter' ("OTC", "non-exchange") transactions. OTC instruments may also be less liquid and are not afforded the same protections that may apply to participants trading instruments on an organised exchange.
- **Leverage**: The Fund's use of FDI may result in increased leverage which may lead to significant losses.
- **Total Return**: Whilst the Fund aims to provide capital growth over 3 years, a positive return is not guaranteed over any time period and capital is in fact at risk.
- **Hybrid Securities**: The Fund may invest in contingent convertible ("coco") bonds. The performance of such bonds is dependent on a number of factors including interest rates, credit and equity performance, and the correlations between factors. As such these securities introduce significant additional risk to an investment in the Fund.
- **Financial Derivatives**: The Fund will invest in financial derivative instruments ("FDI") (instruments whose prices are dependent on one or more underlying asset) to achieve its investment objective. The use of FDI involves additional risks such as high sensitivity to price movements of the asset on which it is based. The extensive use of FDI may significantly multiply the gains or losses.
- **Investment Objective**: There is no guarantee that the Fund will achieve its investment objective.
- **Distressed Securities**: The Fund invests a significant proportion of its assets in securities issued by distressed companies that are either in default or in high risk of default, such investments involve significant risk.

A complete description of risks is set out in the prospectus section entitled 'Risk Factors'.

Charges

The charges you pay are used to pay the costs of running the Fund. These charges reduce the potential growth of your investment.

One-off charges taken before or after you invest

Entry charge	None
Exit charge	None

This is the maximum that might be taken out of your money before it is invested / before the proceeds of your investment are paid out.

Charges taken from the Fund over a year

Ongoing charges	0.75%
------------------------	-------

Charges taken from the Fund under certain specific conditions

Performance fee	None
------------------------	------

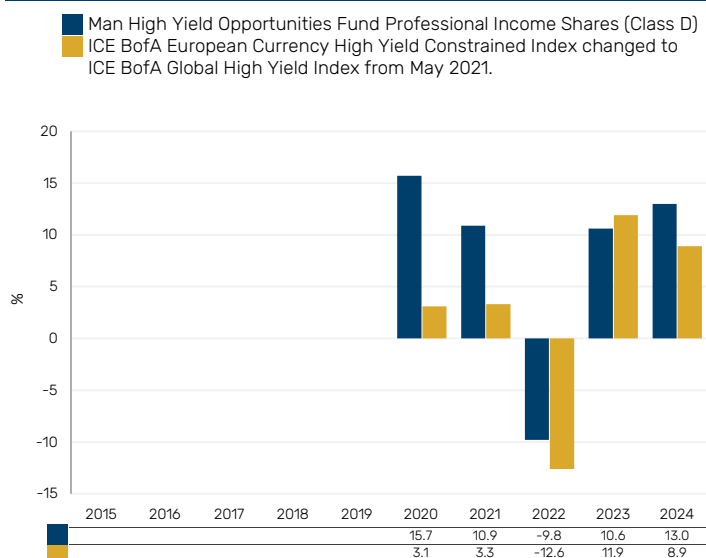
The entry and exit charges shown are maximum figures and in some cases you might pay less. Please refer to your financial advisor or the distributor for the actual charges.

The ongoing charges figure is based on expenses for the year ending 30/06/2024.

This figure may vary from year to year. It excludes performance fees (where applicable) and portfolio transaction costs, except in the case of an entry/exit charge paid by the Fund when buying or selling units in another sub-fund.

If you switch between different sub-funds of the Company you may pay a switching charge on your subscription to the new sub-fund. This charge may be an amount equal to the entry charge of the new sub-fund.

Past performance



- The Fund was authorised in 2019.
- This share class was launched on 16 July 2019.
- The past performance chart shows the annual performance, calculated in GBP, for each full calendar year since launch.
- Please be aware that past performance is not a reliable indicator of, or guide to, future performance.
- Please note that in May 2021 the constraining benchmark changed from the ICE BofA European Currency High Yield Constrained Index To ICE BofA Global High Yield Index.

Practical information

- The Fund is a sub-fund of the Company which is an umbrella scheme comprising a number of sub-funds.
- Where appropriate investors should seek professional advice before investing.
- The Bank of New York Mellon (International) Limited is the depository of the Company. The Fund's assets are treated as being segregated from the assets of other sub-funds of the Company.
- Additional information related to the Fund is located in the prospectus which is produced in an official language of the jurisdictions in which the Fund is registered for public sale. The prospectus is available together with the most recent financial statements, information on other share classes and the latest prices of shares free of charge at www.man.com.
- The Fund is subject to taxation legislation in the UK, which may have an impact on your personal tax position as an investor in the Fund.
- Man Fund Management UK Limited may be held liable solely on the basis of any statement contained in this document that is misleading,

inaccurate or inconsistent with the relevant parts of the prospectus for the Fund.

- You may switch shares in the Fund for shares in any other sub-fund of the Company. Further information and provisions are in the prospectus.
- Details of Man Fund Management UK Limited's Remuneration Policy are available at <https://www.man.com/remuneration>, including: (a) a description of how remuneration and benefits are calculated; and (b) the identity of persons responsible for awarding remuneration and benefits. A paper copy of these details may be obtained, free of charge, at Man Fund Management UK Limited at Riverbank House, 2 Swan Lane, London, EC4R 3AD, United Kingdom.
- The index data referenced herein is the property of ICE Data Indices, LLC, its affiliates ("ICE Data") and/or its Third Party Suppliers and has been licensed for use by Man Fund Management UK Limited. ICE Data and its Third Party Suppliers accept no liability in connection with its use. See: <https://www.man.com/indices-disclaimer> for full disclaimers.

This document provides you with key investor information about this fund. It is not marketing material. The information is required by law to help you understand the nature and the risks of investing in this fund. You are advised to read it so you can make an informed decision about whether to invest.

Schroder Asian Income Fund

an Authorised Unit Trust of Schroder Unit Trusts Limited

Class L Income GBP (GB00BDD29849)

This fund is managed by Schroder Unit Trusts Limited, which is a member of the Schroders Group.

Objectives and investment policy

Objectives

The fund aims to provide income and capital growth in excess of the MSCI AC Pacific ex Japan (Net Total Return) index (after fees have been deducted) over a 3 to 5 year period by investing in equity and equity related securities of Asia Pacific companies excluding Japan but including Australia and New Zealand.

Investment Policy

The fund is actively managed and invests at least 80% of its assets in equities of Asia Pacific companies, excluding Japan but including Australia and New Zealand, which offer dividend payments.

The fund may invest directly in China H-Shares. The fund may invest up to 20% of its assets (on a net basis) directly or indirectly (for example via participatory notes) in China A-Shares and / or China B-Shares through Shanghai-Hong Kong Stock Connect and Shenzhen-Hong Kong Stock Connect and shares listed on the STAR Board and the ChiNext.

The fund may also invest directly or indirectly in other securities (including in other asset classes), countries, regions, industries or currencies, collective

investment schemes (including Schroder funds), warrants and money market instruments, and hold cash.

The fund may use derivatives with the aim of reducing risk or managing the fund more efficiently (for more information please refer to section 6 of Appendix 2 of the prospectus).

Benchmark

The fund's performance should be assessed against its target benchmark, being to exceed the MSCI AC Pacific ex Japan (Net Total Return) Index, and compared against the Investment Association Asia Pacific ex Japan sector average return. The investment manager invests on a discretionary basis and is not limited to investing in accordance with the composition of this benchmark.

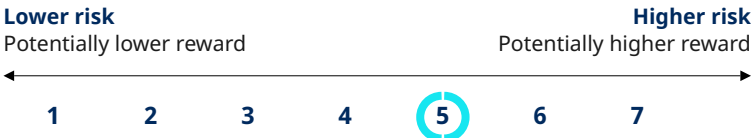
Dealing Frequency

You may redeem your investment upon demand. This fund deals daily.

Distribution Policy

This unit class pays income received from the fund's investments to you half yearly.

Risk and reward profile



The risk and reward indicator

The risk category was calculated using historical performance data and may not be a reliable indicator of the fund's future risk profile.

The fund's risk category is not guaranteed to remain fixed and may change over time.

A fund in the lowest category does not mean a risk-free investment.

The fund is in this category because it can take higher risks in search of higher rewards and its price may rise and fall accordingly.

Risk factors

Performance risk: Investment objectives express an intended result but there is no guarantee that such a result will be achieved. Depending on market conditions and the macro economic environment, investment objectives may become more difficult to achieve.

Counterparty risk: The fund may have contractual agreements with counterparties. If a counterparty is unable to fulfil their obligations, the sum that

they owe to the fund may be lost in part or in whole.

Currency risk: If the fund's investments are denominated in currencies different to the fund's base currency, the fund may lose value as a result of movements in foreign exchange rates, otherwise known as currency rates. If the investor holds a share class in a different currency to the base currency of the fund, investors may be exposed to losses as a result of movements in currency rates.

Derivatives risk: Derivatives, which are financial instruments deriving their value from an underlying asset, may be used to manage the portfolio efficiently. A derivative may not perform as expected, may create losses greater than the cost of the derivative and may result in losses to the fund.

Emerging Markets & Frontier risk: Emerging markets, and especially frontier markets, generally carry greater political, legal, counterparty, operational and liquidity risk than developed markets.

Liquidity risk: In difficult market conditions, the fund may not be able to sell a security for full value or at all. This could affect performance and could cause the fund to defer or suspend redemptions of its shares, meaning investors may not be able to have immediate access to their holdings.

Operational risk: Operational processes, including those related to the safekeeping of assets, may fail. This may result in losses to the fund.

Charges

One-off charges taken before or after you invest	
Entry charge	None
Exit charge	None
This is the maximum that might be taken out of your money before it is invested or before the proceeds of your investment are paid out.	
Charges taken from the fund over a year	
Ongoing charges	0.82%
Charges taken from the fund under certain specific conditions	
Performance fee	
None	

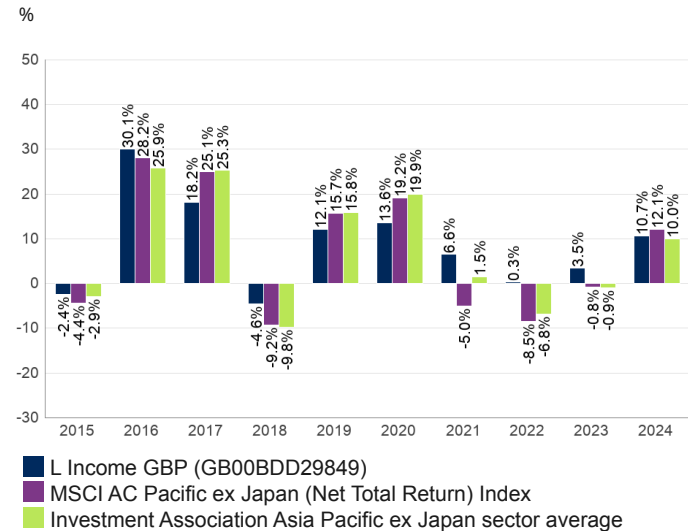
The charges you pay are used to pay the costs of running the fund, including the costs of marketing and distributing it. These charges reduce the potential growth of your investment.

The entry and exit charges shown are maximum figures and in some cases you might pay less. You can find out the actual entry and exit charges from your financial advisor.

The ongoing charges figure is based on the last year's expenses for the year ending December 2024 and may vary from year to year. The ongoing charge figure excludes portfolio transaction costs. The charges are mostly, if not exclusively, the Schroders Annual Charge (as may be discounted for retail unit classes depending on the size of the fund) but certain additional expenses may be charged as set out in the prospectus. The Schroders Annual Charge (without any discount) for this unit class of the fund is 0.84%. The fund's annual report for each financial year will include details on the exact charges made including any discounts.

Please see the prospectus for more details about the charges.

Past performance



Past performance is not a guide to future performance and may not be repeated. The value of investments may go down as well as up and you may not get back the amount you originally invested.

The chart shows performance in British pound after the ongoing charges and the portfolio transaction costs have been paid.

The fund was launched on 19/02/1990.
The shareclass was launched on 01/10/2013.
Performance figures are only available since the launch of the respective share class.

Practical information

Trustee: J. P. Morgan Europe Ltd.

Further Information: You can get further information about this fund, including the prospectus, latest annual report, any subsequent half-yearly reports and the latest price of units from www.schroders.com/ukinvestor and from Schroders, PO Box 1402, Sunderland, SR43 4AF, England, telephone 0800 182 2399. They are in English, free of charge.

Tax Legislation: The fund is subject to UK tax legislation which may have an impact on your personal tax position.

Liability: Schroder Unit Trusts Ltd may be held liable solely on the basis of any statement contained in this document that is misleading, inaccurate or inconsistent with the relevant parts of the fund's prospectus.

Switches: Subject to conditions, you may apply to switch your investment into another unit class within this fund or in another Schroder fund. Please see the

prospectus for more details.

Remuneration Policy: A summary of Schroders' remuneration policy and related disclosures is at www.schroders.com/remuneration-disclosures. A paper copy is available free of charge upon request. The policy includes a description of how remuneration and benefits are calculated & the identities of persons responsible for awarding the remuneration and benefits.

Glossary: You can find an explanation of some of the terms used in this document at www.schroders.com/ukinvestor/glossary.

Benchmark: The target benchmark has been selected because it is representative of the type of investments in which the fund is likely to invest, and it is, therefore, an appropriate target in relation to the return that the fund aims to provide. The comparator benchmark has been selected because the investment manager believes that this benchmark is a suitable comparison for performance purposes given the fund's investment objective.

Key Investor Information

This document provides you with key investor information about this fund. It is not marketing material. The information is required by law to help you understand the nature and the risks of investing in this fund. You are advised to read it so you can make an informed decision about whether to invest.

Vanguard FTSE U.K. Equity Income Index Fund (the "Fund")

A sub-fund of Vanguard® Investments Funds ICVC

Institutional Plus GBP Inc

ISIN: GB00BPN5NV83

Authorised Corporate Director: Vanguard Investments UK, Limited ("VIUK")

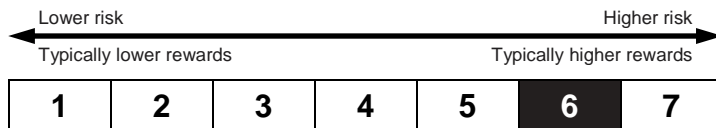
Objectives and investment policy

- The Fund seeks to track the performance of the FTSE U.K. Equity Income Index (the "Index").
- The Index consists of common shares of companies listed on the London Stock Exchange's main market, that are expected to pay dividends that generally are higher than average.
- The Fund is a passive fund which means it takes the form of tracking a specific index in order to replicate its performance.
- The Fund attempts to:
 1. Track the performance of the Index by investing in all constituent shares of the Index in the same proportion as the Index.
 2. Remain fully invested and hold small amounts of cash except in extraordinary market, political or similar conditions where the Fund may temporarily depart from this investment policy to avoid losses.
- The Fund may use derivatives in order to reduce risk or cost and/or generate extra income or growth (known as "efficient portfolio management"). A derivative is a financial contract whose value is based on the value of a financial asset (such as a share, bond, or currency) or a market index.

- The Fund may engage in short term secured lending of its investments to certain eligible third parties. This is used as a means of generating additional income and to off-set the costs of the Fund.
- The currency of the share class is GBP.
- The Fund invests in securities which are denominated in currencies other than the share class currency. Movements in currency exchange rates can affect the return of investments.
- The Fund is appropriate for long-term investment. You should have an investment horizon of at least 5 years.
- Income from the Fund will be paid out.
- Portfolio transaction costs will have an impact on performance.
- Shares in the Fund can be bought or sold on a daily basis (save on certain bank holidays or public holidays and subject to certain restrictions described in Appendix 1 of the Prospectus). A list of the days on which shares in the Fund cannot be bought or sold is available on: <https://fund-docs.vanguard.com/Vanguard-Investments-Funds-ICVC.pdf>

For further information about the objectives and investment policy of the Fund and Vanguard's relationship with the Index provider, please see Appendix 1 and the "Disclaimer" section of the Vanguard Investments Funds ICVC prospectus (the "Prospectus") on our website at <https://global.vanguard.com/>

Risk and reward profile



- This indicator is based on historical data and may not be a reliable indication of the future risk profile of the Fund.
- The risk category shown is not guaranteed and may change over time.
- The lowest category does not mean "risk free".
- The Fund is rated 6 due to the nature of its investments which include the risks listed below. These factors may impact the value of the Fund's investments or expose the Fund to losses.
 - The value of equities and equity-related securities can be affected by daily stock market movements. Other influential factors include political, economic news, company earnings and significant corporate events.
 - Investment risk is concentrated in specific sectors, countries, currencies or companies. This means the Fund is more sensitive to any localised economic, market, political or regulatory events.

The risk and reward indicator does not take account of the following risks of investing in the Fund:

- Counterparty risk. The insolvency of any institutions providing services such as safekeeping of assets or acting as counterparty to derivatives or other instruments, may expose the Fund to financial loss.
- Liquidity risk. Lower liquidity means there are insufficient buyers or sellers to allow the Fund to sell or buy investments readily. This could cause the Fund to incur higher costs when buying or selling investments or could mean that the Fund is not able to buy or sell investments when it would like to do so.
- Index tracking risk. The Fund is not expected to track the performance of the Index at all times with perfect accuracy. The Fund is, however, expected to provide investment results that, before expenses, generally correspond to the price and yield performance of the Index.
- Use of derivatives. The use of derivatives could increase or reduce exposure to underlying assets and result in greater fluctuations of the Fund's net asset value.

For further information on risks please see the "Risk Factors" section of the Prospectus on our website at <https://global.vanguard.com/>

Charges

The charges you pay are used to pay the costs of running the Fund, including the costs of marketing and distributing it. These charges reduce the potential growth of your investment. Any charges to the investor will be taken from capital, not income. This may increase the level of income paid but will result in capital erosion and will constrain growth.

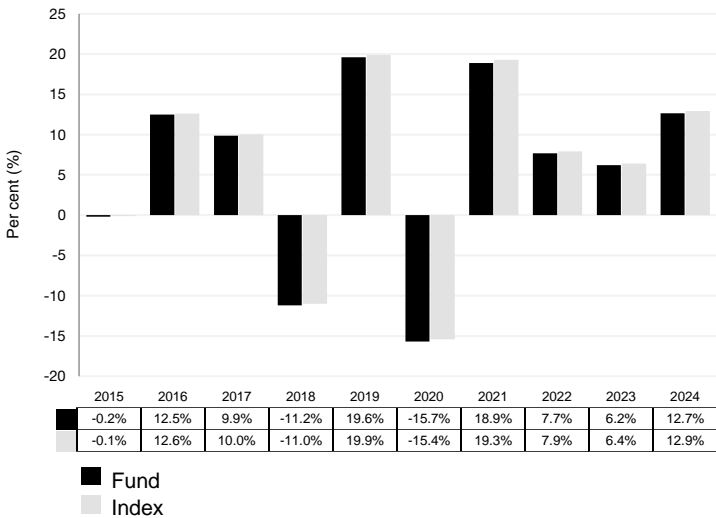
One-off charges taken before or after you invest	
Entry charge	None
Exit charge	None
This is the maximum that might be taken out of your money before it is invested / before the proceeds of your investment are paid out.	
Charges taken from the Fund over a year	
Ongoing charges	0.12%
Charges taken from the Fund under certain specific conditions	
Performance fee	None

The entry and exit charges shown are maximum figures and in some cases you might pay less. Investors can find out the actual entry and exit charges from their distributor and or adviser.

The ongoing charges figure is based on expenses for the year ended 31 December 2024. This figure may vary from year to year. It excludes portfolio transaction costs.

For further information about charges please see the sections entitled "Buying Shares", "Redeeming Shares", "Charges and Expenses", "Dilution Adjustment" and Appendix 1 of the Prospectus on our website at <https://global.vanguard.com>

Past performance



- **Past performance:**
- **Is not a reliable indication of future performance.**
- Includes ongoing charges and the reinvestment of income. It excludes entry and exit fees.
- Has been calculated in GBP.
- Shares in the Fund were first issued in 2009.
- This share class was launched in 2014.

Practical information

- **Depository:**State Street Trustees Limited.
- **Documents, prices of shares and further information:** You can obtain copies of the Prospectus and the latest annual and semi-annual report and accounts for Vanguard Investments Funds ICVC ("VIF") along with the latest published prices of shares and other practical information, from our website at <https://global.vanguard.com>. The documents are available in English and are free of charge.
- **Prices:** The last published prices of shares in the Fund are also available from the FT's website www.ft.com or <https://global.vanguard.com>
- **Tax:** VIF is subject to the tax laws of the United Kingdom. Depending on your country of residence, this may have an impact on your personal tax position. You are recommended to consult your professional tax adviser.
- **Liability:** VIUK may be held liable solely on the basis of any statement contained in this document that is misleading, inaccurate or inconsistent with the relevant parts of the Prospectus for VIF.
- **Sub-funds:** This document describes a sub-fund of VIF. The prospectus and periodic reports are prepared for the entire company.
- The Fund's assets belong exclusively to the Fund and shall not be used to discharge the liabilities of or claims against VIF, other sub-funds of VIF or any other person or body.
- **Shares:** The Fund is part of VIF and has both accumulation and income shares. You may switch some or all of your shares of one type, to shares of another type within the same Fund, or between other sub-funds of VIF or other funds managed by VIUK. Details of switching are provided in the Prospectus.
- Information about other share classes offered by VIF can be found in the prospectus or from our website at <https://global.vanguard.com>.
- Further information on the Index Provider please see the Fund's prospectus.
- **Remuneration policy:** Details of the Vanguard European Remuneration Policy are available at <https://www.ie.vanguard/content/dam/intl/europe/documents/ch/en/ucits-v-remuneration-policy.pdf> including: (a) a description of how remuneration and benefits are calculated; and (b) the identities of persons responsible for awarding remuneration and benefits. A paper copy of these details may be obtained, free of charge, on request from the Head of Human Resources, Europe, Vanguard Asset Services, Limited, 4th Floor The Walbrook Building, 25 Walbrook, London EC4N 8AF.

Purpose

This document provides you with key information about this investment Fund. It is not marketing material. The information is required by law to help you understand the nature, risks, costs, potential gains and losses of this Fund and to help you compare it with other funds.

Product

Product: Vanguard Global Credit Bond Fund (the "Fund") - Institutional GBP Hedged Dist IE00BF7MPR54

Vanguard Group (Ireland) Limited ("VGIL")

Call +44 207 489 4305 for more information - <https://global.vanguard.com> - This Key Information Document is dated 19/03/2025.

The Central Bank of Ireland (the "Central Bank") is responsible for supervising VGIL in relation to this Key Information Document.

The Fund is authorised in Ireland and has been registered for sale in other EEA Member States.

VGIL is authorised in EEA Member States and regulated by the Central Bank.

You are about to purchase a Fund that is not simple and may be difficult to understand.

What is this product?

Type: The Fund is a sub-fund of Vanguard Investment Series plc ("VIS"), a UCITS authorised by the Central Bank of Ireland.

Term: The Fund has no fixed maturity date, however it may be terminated in certain circumstances as described in the prospectus of VIS (the "Prospectus") including if the net asset value of the Fund falls below US\$100 million or its equivalent in another currency.

Objectives: The Fund seeks to provide a moderate and sustainable level of current income by investing in a diversified portfolio of global credit bonds.

The Fund employs an "active management" strategy aiming to outperform the Bloomberg Global Aggregate Credit Index (the "Index"), over the cycle, and in doing so, the Investment Manager will follow distinct approaches in managing the Fund's assets.

The Fund primarily invests in investment grade global credit bonds, made up of corporate and non-corporate obligations with a rating of the equivalent of Baa3 and above by Moody's or another independent rating agency or, if unrated, are determined to be of comparable quality by the Investment Manager.

The Investment Manager may in its discretion restrict the extent to which the Fund's risk factors deviate from the Index. The Fund may take active fixed income sector and security selection views with the focus on outperforming the Index. The investment manager may apply constraints which limit the potential volatility of the Fund relative to the Index and such constraints may change or be removed from time to time at the Investment Manager's discretion and depending on market environments.

The Fund invests in securities which are denominated in currencies other than the base currency. Movements in currency exchange rates can affect the return of investments. Currency hedging techniques are used to minimise the risks associated with movements in currency exchange rates, where the Fund invests in securities denominated in currencies other than the listing currency, but these risks cannot be eliminated entirely. As this document relates to a share class where such techniques are used, the

performance (see "Performance") of this share class is shown against the currency hedged version of the Index.

The Fund may use derivatives in order to reduce risk or cost and/or generate extra income or growth, and for investment purposes. A derivative is a financial contract whose value is based on the value of a financial asset (such as a share, bond, or currency) or a market index.

Subject to certain exceptions set out in the Prospectus, Shares in the Fund can be bought or sold or exchanged on a daily basis (save on certain bank / public holidays and subject to certain restrictions described in Appendix 1 of the Prospectus or in a separate Supplement) by submitting an application in writing. A list of the days on which shares in the Fund cannot be bought or sold is available on

<https://fund-docs.vanguard.com/holiday-calendar-vanguard-investment-series-plc-irish-funds.pdf>

Income from the Fund will be paid out.

VIS is an umbrella fund with segregated liability between sub-funds. This means that the holdings of the Fund are maintained separately under Irish law from holdings of other sub-funds of VIS and your investment in the Fund will not be affected by any claims against any other sub-fund of VIS.

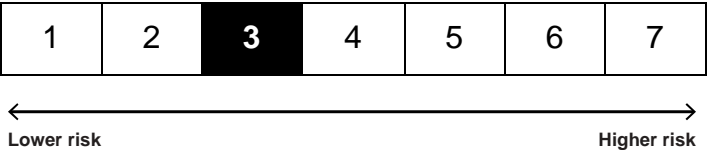
Intended retail investor: The Fund is available to a wide range of investors seeking access to a portfolio managed in accordance with a specific investment objective and policy.

The VIS depositary is Brown Brothers Harriman Trustee Services (Ireland) Limited.

You can obtain copies of the Prospectus and the latest annual and semi-annual report and accounts for Vanguard Investment Series plc ("VIS"), along with the latest published prices of shares and other practical information on the Fund from Vanguard Investment Series plc c/o Brown Brothers Harriman Fund Administration Services (Ireland) Limited, 30 Herbert Street, Dublin 2, D02 W329, Ireland or from our website at <https://global.vanguard.com>. These documents are available in English only. The documents are available in English and are free of charge.

What are the risks and what could I get in return?

Risk Indicator



The risk indicator assumes you keep the Fund for 3 years. The actual risk can vary significantly if you cash in at an early stage and you may get back less.

The summary risk indicator is a guide to the level of risk of this Fund compared to other Funds. It shows how likely it is that the Fund will lose money because of movements in the markets or because we are not able to pay you.

We have classified this Fund as 3 out of 7, which is a medium-low risk class. This rates the potential losses from future performance at a medium-low level, and poor market conditions are unlikely to impact the Fund's capacity to pay you.

Be aware of currency risk. You may receive payments in a different currency to the base currency of the Fund, so the final return you will get depends on the exchange rate between the two currencies. This risk is not considered in the indicator shown above.

Beside the market risks included in the risk indicator, other risks may affect the Fund, including counterparty, credit and investment risks.

For further information on risks please see the "Risk Factors" section of the Prospectus on our website at <https://global.vanguard.com>

This Fund does not include any protection from future market performance so you could lose some or all of your investment.

The value of bonds and fixed income-related securities is affected by influential factors such as interest rates, inflation, credit spreads and volatility which, in turn, are driven by other factors including political events, economic news, company earnings and significant corporate events.

Performance Scenarios

What you will get from this Fund depends on future market performance. Market developments in the future are uncertain and cannot be accurately predicted.

The unfavourable, moderate, and favourable scenarios shown are illustrations using the worst, average, and best performance of the product and a suitable benchmark over the last 10 years. Markets could develop very differently in the future.

Recommended holding period:		3 years	
Example Investment:		GBP 10,000	
		If you exit after 1 year	If you exit after 3 years
Scenarios			
Minimum	There is no minimum guaranteed return if you exit before 3 years. You could lose some or all of your investment.		
Stress	What you might get back after costs	GBP 6,140	GBP 7,770
	Average return each year	-38.60%	-8.07%
Unfavourable	What you might get back after costs	GBP 8,300	GBP 8,710
	Average return each year	-17.00%	-4.50%
Moderate	What you might get back after costs	GBP 10,330	GBP 10,750
	Average return each year	3.30%	2.44%
Favourable	What you might get back after costs	GBP 11,340	GBP 12,520
	Average return each year	13.40%	7.78%

The figures shown include all the costs of the Fund itself, but may not include all the costs that you pay to your advisor or distributor. The figures do not take into account your personal tax situation, which may also affect how much you get back.

The stress scenario shows what you might get back in extreme market circumstances.

This Fund cannot be easily cashed in.

Unfavourable scenario: This type of scenario occurred for an investment using the benchmark as stated in the prospectus between 2020 and 2023.

Moderate scenario: This type of scenario occurred for an investment using the benchmark as stated in the prospectus between 2015 and 2018.

Favourable scenario: This type of scenario occurred for an investment using the benchmark as stated in the prospectus between 2018 and 2021.

What happens if VGIL is unable to pay out?

The assets of the Fund are held in safekeeping by its depositary. In the event of the insolvency of VGIL, the Fund's assets in the safekeeping of the depositary will not be affected. However, in the event of the depositary's insolvency, or someone acting on its behalf, the Fund may suffer a financial loss. This risk is mitigated to a certain extent by the fact the depositary is required by law and regulation to segregate its own assets from the assets of the Fund. The depositary will also be liable to the Fund and the investors for any loss arising from, among other things, its negligence, fraud or intentional failure to properly fulfil its obligations (subject to certain limitations).

There is no compensation or guarantee scheme protecting you from a default of the Fund's depositary.

What are the costs?

The person advising on or selling you the Fund may charge you other costs. If so, this person will provide you with information about these costs and how they affect your investment.

Costs over Time

The tables show the amounts that are taken from your investment to cover different types of costs. These amounts depend on how much you invest, how long you invest in the Fund and how well the Fund does. The amounts shown here are illustrations based on an example investment amount and different possible investment periods.

We have assumed:

- In the first year you would get back the amount that you invested (0% annual return). For the other holding periods we have assumed the Fund performs as shown in the moderate scenario

- GBP 10,000 per year is invested.

	If you exit after 1 year	If you exit after 3 years
Total costs	GBP 36	GBP 113
Annual cost impact (*)	0.4%	0.4% each year

(*) This illustrates how costs reduce your return each year over the holding period. For example it shows that if you exit at the recommended holding period your average return per year is projected to be 2.8 % before costs and 2.4 % after costs.

We may share part of the costs with the person selling you the Fund to cover the services they provide to you. They will inform you of the amount.

Composition of Costs

One-off costs upon entry or exit		If you exit after 1 year
Entry costs	The Fund does not charge an entry fee.	GBP 0
Exit costs	The Fund does not charge an exit fee, but the person selling you the Fund may do so.	GBP 0
Ongoing costs taken each year		
Management fees and other administrative or operating costs	0.30% of the value of your investment p.a. This is an estimate based on actual costs over the last year and takes account of any known future changes.	GBP 30
Transaction costs	0.06% of the value of your investment per year. This is an estimate of the costs incurred when we buy and sell the underlying investments for the Fund. The actual amount will vary depending on how much we buy and sell.	GBP 6
Incidental costs taken under specific conditions		
Performance fees	There is no performance fee for this Fund.	GBP 0

How long should I hold it and can I take money out early?

Recommended holding period: 3 years

The Fund is appropriate for long-term investment. You should have an investment horizon of at least 3 years.

No redemption fees are imposed in respect of redemptions, however, the Fund may use swing pricing in order to mitigate the effects of dilution on a particular Dealing Day.

How can I complain?

A Shareholder who is not satisfied with their experience as an investor in the Fund is entitled to bring a complaint to the Fund in accordance with the applicable complaints handling policy. Should you wish to lodge a complaint about a Vanguard product or our service, please contact: Brown Brothers Harriman Fund Administration Services (Ireland) Limited, 30 Herbert Street, Dublin 2, D02 W329. Ireland. Telephone: 00353 1241 7144 Fax: 00353 12417146 or vanguard.ta@BBH.com with details of your grievance. Please also be aware that there may be collective redress mechanisms or separate ombudsman arrangements available in your country. <https://global.vanguard.com/>

Other relevant information

You can find information related to the past performance of the Fund for up to 10 years of data at:

- https://docs.data2report.lu/documents/Vanguard/KID_PP/KID_annex_PP_IE00BF7MPR54_en.pdf.

- https://docs.data2report.lu/documents/Vanguard/KID_PS/KID_annex_PS_IE00BF7MPR54_en.pdf

Details of VGIL's Remuneration Policy are available at <https://www.ie.vanguard/content/dam/intl/europe/documents/ch/en/ucits-v-remuneration-policy.pdf>, including: (a) a description of how remuneration and benefits are calculated; and (b) the identities of persons responsible for awarding remuneration and benefits. A paper copy of these details may be obtained, free of charge, on request from VGIL at 70 Sir John Rogerson's Quay, Dublin 2, Ireland. Liability: VGIL may be held liable solely on the basis of any statement contained in this document that is misleading, inaccurate or inconsistent with the relevant parts of the Prospectus. Tax: VIS is subject to the tax laws of Ireland. Depending on your country of residence, this may have an impact on your personal tax position. You are recommended to consult your professional tax adviser.

Key Information Document



Purpose

This document provides you with key information about this investment Fund. It is not marketing material. The information is required by law to help you understand the nature, risks, costs, potential gains and losses of this Fund and to help you compare it with other funds.

Product

Product: Vanguard Global Short-Term Bond Index Fund (the "Fund") - Institutional Plus GBP Hedged Dist IE00BPT2BY27

Vanguard Group (Ireland) Limited ("VGIL")

Call +44 207 489 4305 for more information - <https://global.vanguard.com> - This Key Information Document is dated 19/03/2025.

The Central Bank of Ireland (the "Central Bank") is responsible for supervising VGIL in relation to this Key Information Document.

The Fund is authorised in Ireland and has been registered for sale in other EEA Member States.

VGIL is authorised in EEA Member States and regulated by the Central Bank.

You are about to purchase a Fund that is not simple and may be difficult to understand.

What is this product?

Type: The Fund is a sub-fund of Vanguard Investment Series plc ("VIS"), a UCITS authorised by the Central Bank of Ireland.

Term: The Fund has no fixed maturity date, however it may be terminated in certain circumstances as described in the prospectus of VIS (the "Prospectus") including if the net asset value of the Fund falls below US\$100 million or its equivalent in another currency.

Objectives: The Fund employs a passive management – or indexing – investment approach, through physical acquisition of securities, and seeks to track the performance of the Bloomberg Global Aggregate Ex US MBS 1-5 Year Float Adjusted and Scaled Index (the "Index").

The Index includes global government, government-related agencies, corporate and securitised bonds, with a maturity between 1 and 5 years. Bloomberg applies a filter to the Index to exclude US Mortgage Backed Securities from the universe of fixed income securities.

The Fund attempts to:

1. Track the performance of the Index by investing through physical acquisition in a portfolio of securities that, insofar as possible and practicable, consists of a representative sample of the component securities of the Index.
2. Remain fully invested except in extraordinary market, political or similar conditions where the Fund may temporarily depart from this investment policy to avoid losses.

The Fund invests in securities which are denominated in currencies other than the base currency. Movements in currency exchange rates can affect the return of investments. Currency hedging techniques are used to minimise the risks associated with movements in currency exchange rates, where the Fund invests in securities denominated in currencies other than the listing currency, but these risks cannot be eliminated entirely. As this document relates to a share class where such techniques are used, the performance (see "Performance") of this share class is shown against the currency hedged version of the Index.

While the Fund is expected to track the Index as closely as possible, it typically will not match the performance of the targeted Index exactly, due

to various factors such as expenses to be paid by the Fund and regulatory constraints. Details of these factors and the anticipated tracking error of the Fund are set out in the Prospectus.

The Fund may use derivatives in order to reduce risk or cost and/or generate extra income or growth. A derivative is a financial contract whose value is based on the value of a financial asset (such as a share, bond, or currency) or a market index.

Subject to certain exceptions set out in the Prospectus, Shares in the Fund can be bought or sold or exchanged on a daily basis (save on certain bank / public holidays and subject to certain restrictions described in Appendix 1 of the Prospectus or in a separate Supplement) by submitting an application in writing. A list of the days on which shares in the Fund cannot be bought or sold is available on

<https://fund-docs.vanguard.com/holiday-calendar-vanguard-investment-series-plc-irish-funds.pdf>

Income from the Fund will be paid out.

VIS is an umbrella fund with segregated liability between sub-funds. This means that the holdings of the Fund are maintained separately under Irish law from holdings of other sub-funds of VIS and your investment in the Fund will not be affected by any claims against any other sub-fund of VIS.

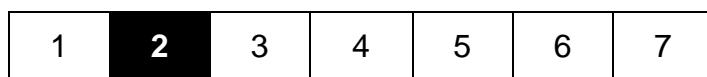
Intended retail investor: The Fund is available to a wide range of investors seeking access to a portfolio managed in accordance with a specific investment objective and policy.

The VIS depositary is Brown Brothers Harriman Trustee Services (Ireland) Limited.

You can obtain copies of the Prospectus and the latest annual and semi-annual report and accounts for Vanguard Investment Series plc ("VIS"), along with the latest published prices of shares and other practical information on the Fund from Vanguard Investment Series plc c/o Brown Brothers Harriman Fund Administration Services (Ireland) Limited, 30 Herbert Street, Dublin 2, D02 W329, Ireland or from our website at <https://global.vanguard.com>. These documents are available in English only. The documents are available in English and are free of charge.

What are the risks and what could I get in return?

Risk Indicator



← Lower risk Higher risk →



The risk indicator assumes you keep the Fund for 1 years. The actual risk can vary significantly if you cash in at an early stage and you may get back less.

The summary risk indicator is a guide to the level of risk of this Fund compared to other Funds. It shows how likely it is that the Fund will lose money because of movements in the markets or because we are not able to pay you.

We have classified this Fund as 2 out of 7, which is a low risk class. This rates the potential losses from future performance at a low level, and poor market conditions are very unlikely to impact the Fund's capacity to pay you.

Be aware of currency risk. You may receive payments in a different currency to the base currency of the Fund, so the final return you will get depends on the exchange rate between the two currencies. This risk is not considered in the indicator shown above.

Beside the market risks included in the risk indicator, other risks may affect the Fund, including counterparty, index tracking sampling and investment risks.

For further information on risks please see the "Risk Factors" section of the Prospectus on our website at <https://global.vanguard.com>

This Fund does not include any protection from future market performance so you could lose some or all of your investment.

The value of bonds and fixed income-related securities is affected by influential factors such as interest rates, inflation, credit spreads and volatility which, in turn, are driven by other factors including political events, economic news, company earnings and significant corporate events.

Performance Scenarios

What you will get from this Fund depends on future market performance. Market developments in the future are uncertain and cannot be accurately predicted.

The unfavourable, moderate, and favourable scenarios shown are illustrations using the worst, average, and best performance of the product over the last 10 years. Markets could develop very differently in the future.

Recommended holding period: Example Investment:		1 year GBP 10,000 If you exit after 1 year
Scenarios		
Minimum	There is no minimum guaranteed return if you exit before 1 year. You could lose some or all of your investment.	
Stress	What you might get back after costs	GBP 9,000
	Average return each year	-10.00%
Unfavourable	What you might get back after costs	GBP 9,310
	Average return each year	-6.90%
Moderate	What you might get back after costs	GBP 10,130
	Average return each year	1.30%
Favourable	What you might get back after costs	GBP 10,760
	Average return each year	7.60%

The figures shown include all the costs of the Fund itself, but may not include all the costs that you pay to your advisor or distributor. The figures do not take into account your personal tax situation, which may also affect how much you get back.

The stress scenario shows what you might get back in extreme market circumstances.

This Fund cannot be easily cashed in.

Unfavourable scenario: This type of scenario occurred for an investment between 2021 and 2022.

Moderate scenario: This type of scenario occurred for an investment between 2015 and 2016.

Favourable scenario: This type of scenario occurred for an investment between 2023 and 2024.

What happens if VGIL is unable to pay out?

The assets of the Fund are held in safekeeping by its depositary. In the event of the insolvency of VGIL, the Fund's assets in the safekeeping of the depositary will not be affected. However, in the event of the depositary's insolvency, or someone acting on its behalf, the Fund may suffer a financial loss. This risk is mitigated to a certain extent by the fact the depositary is required by law and regulation to segregate its own assets from the assets of the Fund. The depositary will also be liable to the Fund and the investors for any loss arising from, among other things, its negligence, fraud or intentional failure to properly fulfil its obligations (subject to certain limitations).

There is no compensation or guarantee scheme protecting you from a default of the Fund's depositary.

What are the costs?

The person advising on or selling you the Fund may charge you other costs. If so, this person will provide you with information about these costs and how they affect your investment.

Costs over Time

The tables show the amounts that are taken from your investment to cover different types of costs. These amounts depend on how much you invest, how long you invest in the Fund and how well the Fund does. The amounts shown here are illustrations based on an example investment amount and different possible investment periods.

We have assumed:

- In the first year you would get back the amount that you invested (0% annual return). For the other holding periods we have assumed the Fund performs as shown in the moderate scenario

- GBP 10,000 per year is invested.

	If you exit after 1 year
Total costs	GBP 19
Annual cost impact (*)	0.2%

(*) This illustrates how costs reduce your return each year over the holding period. For example it shows that if you exit at the recommended holding period your average return per year is projected to be 1.5 % before costs and 1.3 % after costs.

We may share part of the costs with the person selling you the Fund to cover the services they provide to you. They will inform you of the amount.

Composition of Costs

One-off costs upon entry or exit		If you exit after 1 year
Entry costs	The Fund does not charge an entry fee.	GBP 0
Exit costs	The Fund does not charge an exit fee, but the person selling you the Fund may do so.	GBP 0
Ongoing costs taken each year		
Management fees and other administrative or operating costs	0.10% of the value of your investment p.a. This is an estimate based on actual costs over the last year and takes account of any known future changes.	GBP 10
Transaction costs	0.09% of the value of your investment per year. This is an estimate of the costs incurred when we buy and sell the underlying investments for the Fund. The actual amount will vary depending on how much we buy and sell.	GBP 9
Incidental costs taken under specific conditions		
Performance fees	There is no performance fee for this Fund.	GBP 0

How long should I hold it and can I take money out early?

Recommended holding period: 1 year

The Fund is appropriate for short-term investment.

No redemption fees are imposed in respect of redemptions, however, the Fund may use swing pricing in order to mitigate the effects of dilution on a particular Dealing Day.

How can I complain?

A Shareholder who is not satisfied with their experience as an investor in the Fund is entitled to bring a complaint to the Fund in accordance with the applicable complaints handling policy. Should you wish to lodge a complaint about a Vanguard product or our service, please contact: Brown Brothers Harriman Fund Administration Services (Ireland) Limited, 30 Herbert Street, Dublin 2, D02 W329. Ireland. Telephone: 00353 1241 7144 Fax: 00353 12417146 or vanguard.ta@BBH.com with details of your grievance. Please also be aware that there may be collective redress mechanisms or separate ombudsman arrangements available in your country. <https://global.vanguard.com/>

Other relevant information

You can find information related to the past performance of the Fund for up to 10 years of data at:

- https://docs.data2report.lu/documents/Vanguard/KID_PP/KID_annex_PP_IE00BPT2BY27_en.pdf.

- https://docs.data2report.lu/documents/Vanguard/KID_PS/KID_annex_PS_IE00BPT2BY27_en.pdf

Details of VGIL's Remuneration Policy are available at <https://www.ie.vanguard/content/dam/intl/europe/documents/ch/en/ucits-v-remuneration-policy.pdf>, including: (a) a description of how remuneration and benefits are calculated; and (b) the identities of persons responsible for awarding remuneration and benefits. A paper copy of these details may be obtained, free of charge, on request from VGIL at 70 Sir John Rogerson's Quay, Dublin 2, Ireland. Liability: VGIL may be held liable solely on the basis of any statement contained in this document that is misleading, inaccurate or inconsistent with the relevant parts of the Prospectus. Tax: VIS is subject to the tax laws of Ireland. Depending on your country of residence, this may have an impact on your personal tax position. You are recommended to consult your professional tax adviser.

Key Information Document



Purpose

This document provides you with key information about this investment Fund. It is not marketing material. The information is required by law to help you understand the nature, risks, costs, potential gains and losses of this Fund and to help you compare it with other funds.

Product

Product: Vanguard U.K. Short-Term Investment Grade Bond Index Fund (the "Fund") - Institutional Plus GBP Dist IE00BPT2BW03

Vanguard Group (Ireland) Limited ("VGIL")

Call +44 207 489 4305 for more information - <https://global.vanguard.com> - This Key Information Document is dated 19/03/2025.

The Central Bank of Ireland (the "Central Bank") is responsible for supervising VGIL in relation to this Key Information Document.

The Fund is authorised in Ireland and has been registered for sale in other EEA Member States.

VGIL is authorised in EEA Member States and regulated by the Central Bank.

You are about to purchase a Fund that is not simple and may be difficult to understand.

What is this product?

Type: The Fund is a sub-fund of Vanguard Investment Series plc ("VIS"), a UCITS authorised by the Central Bank of Ireland.

Term: The Fund has no fixed maturity date, however it may be terminated in certain circumstances as described in the prospectus of VIS (the "Prospectus") including if the net asset value of the Fund falls below US\$100 million or its equivalent in another currency.

Objectives: The Fund employs a passive management – or indexing – investment approach, through physical acquisition of securities, and seeks to track the performance of the Bloomberg GBP Non Government 1-5 Year 200MM Float Adjusted Bond Index (the "Index").

The Index is a market-weighted index of pound sterling denominated investment-grade fixed-income securities with maturities between 1 and 5 years and a minimum issue size of GBP 200 million, but excluding certain sectors as set out below. The Index includes securities issued by corporate, securitised, and government-related/supranational entities, including non-UK governments who issue securities in pound sterling, but excludes UK Treasury, UK agency and UK local authority issuers.

The Fund attempts to:

1. Track the performance of the Index by investing through physical acquisition in a portfolio of securities that, insofar as possible and practicable, consists of a representative sample of the component securities of the Index.
2. Remain fully invested except in extraordinary market, political or similar conditions where the Fund may temporarily depart from this investment policy to avoid losses.

The Fund invests in securities which are denominated in currencies other than the base currency. Movements in currency exchange rates can affect the return of investments.

While the Fund is expected to track the Index as closely as possible, it typically will not match the performance of the targeted Index exactly, due to various factors such as expenses to be paid by the Fund and regulatory

constraints. Details of these factors and the anticipated tracking error of the Fund are set out in the Prospectus.

The Fund may use derivatives in order to reduce risk or cost and/or generate extra income or growth. A derivative is a financial contract whose value is based on the value of a financial asset (such as a share, bond, or currency) or a market index.

Subject to certain exceptions set out in the Prospectus, Shares in the Fund can be bought or sold or exchanged on a daily basis (save on certain bank / public holidays and subject to certain restrictions described in Appendix 1 of the Prospectus or in a separate Supplement) by submitting an application in writing. A list of the days on which shares in the Fund cannot be bought or sold is available on

<https://fund-docs.vanguard.com/holiday-calendar-vanguard-investment-series-plc-irish-funds.pdf>

Income from the Fund will be paid out.

VIS is an umbrella fund with segregated liability between sub-funds. This means that the holdings of the Fund are maintained separately under Irish law from holdings of other sub-funds of VIS and your investment in the Fund will not be affected by any claims against any other sub-fund of VIS.

Intended retail investor: The Fund is available to a wide range of investors seeking access to a portfolio managed in accordance with a specific investment objective and policy.

The VIS depository is Brown Brothers Harriman Trustee Services (Ireland) Limited.

You can obtain copies of the Prospectus and the latest annual and semi-annual report and accounts for Vanguard Investment Series plc ("VIS"), along with the latest published prices of shares and other practical information on the Fund from Vanguard Investment Series plc c/o Brown Brothers Harriman Fund Administration Services (Ireland) Limited, 30 Herbert Street, Dublin 2, D02 W329, Ireland or from our website at <https://global.vanguard.com>. These documents are available in English only. The documents are available in English and are free of charge.

What are the risks and what could I get in return?

Risk Indicator



← Lower risk Higher risk →



The risk indicator assumes you keep the Fund for 1 years. The actual risk can vary significantly if you cash in at an early stage and you may get back less.

The summary risk indicator is a guide to the level of risk of this Fund compared to other Funds. It shows how likely it is that the Fund will lose money because of movements in the markets or because we are not able to pay you.

We have classified this Fund as 2 out of 7, which is a low risk class. This rates the potential losses from future performance at a low level, and poor market conditions are very unlikely to impact the Fund's capacity to pay you.

Be aware of currency risk. You may receive payments in a different currency to the base currency of the Fund, so the final return you will get depends on the exchange rate between the two currencies. This risk is not considered in the indicator shown above.

Beside the market risks included in the risk indicator, other risks may affect the Fund, including counterparty, index tracking sampling and investment risks.

For further information on risks please see the "Risk Factors" section of the Prospectus on our website at <https://global.vanguard.com>

This Fund does not include any protection from future market performance so you could lose some or all of your investment.

The value of bonds and fixed income-related securities is affected by influential factors such as interest rates, inflation, credit spreads and volatility which, in turn, are driven by other factors including political events, economic news, company earnings and significant corporate events.

Performance Scenarios

What you will get from this Fund depends on future market performance. Market developments in the future are uncertain and cannot be accurately predicted.
The unfavourable, moderate, and favourable scenarios shown are illustrations using the worst, average, and best performance of the product over the last 10 years. Markets could develop very differently in the future.

Recommended holding period: Example Investment:		1 year GBP 10,000 If you exit after 1 year
Scenarios		
Minimum	There is no minimum guaranteed return if you exit before 1 year. You could lose some or all of your investment.	
Stress	What you might get back after costs	GBP 8,170
	Average return each year	-18.30%
Unfavourable	What you might get back after costs	GBP 8,810
	Average return each year	-11.90%
Moderate	What you might get back after costs	GBP 10,190
	Average return each year	1.90%
Favourable	What you might get back after costs	GBP 10,880
	Average return each year	8.80%

The figures shown include all the costs of the Fund itself, but may not include all the costs that you pay to your advisor or distributor. The figures do not take into account your personal tax situation, which may also affect how much you get back.

The stress scenario shows what you might get back in extreme market circumstances.

This Fund cannot be easily cashed in.

Unfavourable scenario: This type of scenario occurred for an investment between 2021 and 2022.

Moderate scenario: This type of scenario occurred for an investment between 2015 and 2016.

Favourable scenario: This type of scenario occurred for an investment between 2023 and 2024.

What happens if VGIL is unable to pay out?

The assets of the Fund are held in safekeeping by its depositary. In the event of the insolvency of VGIL, the Fund's assets in the safekeeping of the depositary will not be affected. However, in the event of the depositary's insolvency, or someone acting on its behalf, the Fund may suffer a financial loss. This risk is mitigated to a certain extent by the fact the depositary is required by law and regulation to segregate its own assets from the assets of the Fund. The depositary will also be liable to the Fund and the investors for any loss arising from, among other things, its negligence, fraud or intentional failure to properly fulfil its obligations (subject to certain limitations).

There is no compensation or guarantee scheme protecting you from a default of the Fund's depositary.

What are the costs?

The person advising on or selling you the Fund may charge you other costs. If so, this person will provide you with information about these costs and how they affect your investment.

Costs over Time

The tables show the amounts that are taken from your investment to cover different types of costs. These amounts depend on how much you invest, how long you invest in the Fund and how well the Fund does. The amounts shown here are illustrations based on an example investment amount and different possible investment periods.

We have assumed:

- In the first year you would get back the amount that you invested (0% annual return). For the other holding periods we have assumed the Fund performs as shown in the moderate scenario
- GBP 10,000 per year is invested.

	If you exit after 1 year
Total costs	GBP 5
Annual cost impact (*)	0.1%

(*) This illustrates how costs reduce your return each year over the holding period. For example it shows that if you exit at the recommended holding period your average return per year is projected to be 2.0 % before costs and 1.9 % after costs.

We may share part of the costs with the person selling you the Fund to cover the services they provide to you. They will inform you of the amount.

Composition of Costs

One-off costs upon entry or exit		If you exit after 1 year
Entry costs	The Fund does not charge an entry fee.	GBP 0
Exit costs	The Fund does not charge an exit fee, but the person selling you the Fund may do so.	GBP 0
Ongoing costs taken each year		
Management fees and other administrative or operating costs	0.05% of the value of your investment p.a. This is an estimate based on actual costs over the last year and takes account of any known future changes.	GBP 5
Transaction costs	0.00% of the value of your investment per year. This is an estimate of the costs incurred when we buy and sell the underlying investments for the Fund. The actual amount will vary depending on how much we buy and sell.	GBP 0
Incidental costs taken under specific conditions		
Performance fees	There is no performance fee for this Fund.	GBP 0

How long should I hold it and can I take money out early?

Recommended holding period: 1 year

The Fund is appropriate for short-term investment.

No redemption fees are imposed in respect of redemptions, however, the Fund may use swing pricing in order to mitigate the effects of dilution on a particular Dealing Day.

How can I complain?

A Shareholder who is not satisfied with their experience as an investor in the Fund is entitled to bring a complaint to the Fund in accordance with the applicable complaints handling policy. Should you wish to lodge a complaint about a Vanguard product or our service, please contact: Brown Brothers Harriman Fund Administration Services (Ireland) Limited, 30 Herbert Street, Dublin 2, D02 W329. Ireland. Telephone: 00353 1241 7144 Fax: 00353 12417146 or vanguard.ta@BBH.com with details of your grievance. Please also be aware that there may be collective redress mechanisms or separate ombudsman arrangements available in your country. <https://global.vanguard.com/>

Other relevant information

You can find information related to the past performance of the Fund for up to 10 years of data at:

- https://docs.data2report.lu/documents/Vanguard/KID_PP/KID_annex_PP_IE00BPT2BW03_en.pdf.

- https://docs.data2report.lu/documents/Vanguard/KID_PS/KID_annex_PS_IE00BPT2BW03_en.pdf

Details of VGIL's Remuneration Policy are available at <https://www.ie.vanguard/content/dam/intl/europe/documents/ch/en/ucits-v-remuneration-policy.pdf>, including: (a) a description of how remuneration and benefits are calculated; and (b) the identities of persons responsible for awarding remuneration and benefits. A paper copy of these details may be obtained, free of charge, on request from VGIL at 70 Sir John Rogerson's Quay, Dublin 2, Ireland. Liability: VGIL may be held liable solely on the basis of any statement contained in this document that is misleading, inaccurate or inconsistent with the relevant parts of the Prospectus. Tax: VIS is subject to the tax laws of Ireland. Depending on your country of residence, this may have an impact on your personal tax position. You are recommended to consult your professional tax adviser.

Key Information Document



Purpose

This document provides you with key information about this investment Fund. It is not marketing material. The information is required by law to help you understand the nature, risks, costs, potential gains and losses of this Fund and to help you compare it with other funds.

Product

Product: Vanguard U.S. Government Bond Index Fund (the "Fund") - GBP Hedged Dist IE00BDD0SS10

Vanguard Group (Ireland) Limited ("VGIL")

Call +44 207 489 4305 for more information - <https://global.vanguard.com> - This Key Information Document is dated 19/03/2025.

The Central Bank of Ireland (the "Central Bank") is responsible for supervising VGIL in relation to this Key Information Document.

The Fund is authorised in Ireland and has been registered for sale in other EEA Member States.

VGIL is authorised in EEA Member States and regulated by the Central Bank.

You are about to purchase a Fund that is not simple and may be difficult to understand.

What is this product?

Type: The Fund is a sub-fund of Vanguard Investment Series plc ("VIS"), a UCITS authorised by the Central Bank of Ireland.

Term: The Fund has no fixed maturity date, however it may be terminated in certain circumstances as described in the prospectus of VIS (the "Prospectus") including if the net asset value of the Fund falls below US\$100 million or its equivalent in another currency.

Objectives: The Fund employs a passive management – or indexing – investment approach, through physical acquisition of securities, and seeks to track the performance of the Bloomberg U.S. Government Float Adjusted Bond Index (the "Index").

The Index includes US dollar-denominated US government and government related bonds with maturities greater than one year.

The Fund attempts to:

1. Track the performance of the Index by investing through physical acquisition in a portfolio of securities that, insofar as possible and practicable, consists of a representative sample of the component securities of the Index.

2. Remain fully invested except in extraordinary market, political or similar conditions where the Fund may temporarily depart from this investment policy to avoid losses.

The Fund invests in securities which are denominated in currencies other than the base currency. Movements in currency exchange rates can affect the return of investments. Currency hedging techniques are used to minimise the risks associated with movements in currency exchange rates, where the Fund invests in securities denominated in currencies other than the listing currency, but these risks cannot be eliminated entirely. As this document relates to a share class where such techniques are used, the performance (see "Performance") of this share class is shown against the currency hedged version of the Index.

While the Fund is expected to track the Index as closely as possible, it typically will not match the performance of the targeted Index exactly, due to various factors such as expenses to be paid by the Fund and regulatory

constraints. Details of these factors and the anticipated tracking error of the Fund are set out in the Prospectus.

The Fund may use derivatives in order to reduce risk or cost and/or generate extra income or growth. A derivative is a financial contract whose value is based on the value of a financial asset (such as a share, bond, or currency) or a market index.

Subject to certain exceptions set out in the Prospectus, Shares in the Fund can be bought or sold or exchanged on a daily basis (save on certain bank / public holidays and subject to certain restrictions described in Appendix 1 of the Prospectus or in a separate Supplement) by submitting an application in writing. A list of the days on which shares in the Fund cannot be bought or sold is available on

<https://fund-docs.vanguard.com/holiday-calendar-vanguard-investment-series-plc-irish-funds.pdf>

Income from the Fund will be paid out.

VIS is an umbrella fund with segregated liability between sub-funds. This means that the holdings of the Fund are maintained separately under Irish law from holdings of other sub-funds of VIS and your investment in the Fund will not be affected by any claims against any other sub-fund of VIS.

Intended retail investor: The Fund is available to a wide range of investors seeking access to a portfolio managed in accordance with a specific investment objective and policy.

The VIS depository is Brown Brothers Harriman Trustee Services (Ireland) Limited.

You can obtain copies of the Prospectus and the latest annual and semi-annual report and accounts for Vanguard Investment Series plc ("VIS"), along with the latest published prices of shares and other practical information on the Fund from Vanguard Investment Series plc c/o Brown Brothers Harriman Fund Administration Services (Ireland) Limited, 30 Herbert Street, Dublin 2, D02 W329, Ireland or from our website at <https://global.vanguard.com>. These documents are available in English only. The documents are available in English and are free of charge.

What are the risks and what could I get in return?

Risk Indicator



← Lower risk Higher risk →



The risk indicator assumes you keep the Fund for 3 years. The actual risk can vary significantly if you cash in at an early stage and you may get back less.

The summary risk indicator is a guide to the level of risk of this Fund compared to other Funds. It shows how likely it is that the Fund will lose money because of movements in the markets or because we are not able to pay you.

We have classified this Fund as 3 out of 7, which is a medium-low risk class. This rates the potential losses from future performance at a medium-low level, and poor market conditions are unlikely to impact the Fund's capacity to pay you.

Be aware of currency risk. You may receive payments in a different currency to the base currency of the Fund, so the final return you will get depends on the exchange rate between the two currencies. This risk is not considered in the indicator shown above.

Beside the market risks included in the risk indicator, other risks may affect the Fund, including counterparty, index tracking sampling and investment risks.

For further information on risks please see the "Risk Factors" section of the Prospectus on our website at <https://global.vanguard.com>

This Fund does not include any protection from future market performance so you could lose some or all of your investment.

The value of bonds and fixed income-related securities is affected by influential factors such as interest rates, inflation, credit spreads and volatility which, in turn, are driven by other factors including political events, economic news, company earnings and significant corporate events.

Performance Scenarios

What you will get from this Fund depends on future market performance. Market developments in the future are uncertain and cannot be accurately predicted.

The unfavourable, moderate, and favourable scenarios shown are illustrations using the worst, average, and best performance of the product and a suitable benchmark over the last 10 years. Markets could develop very differently in the future.

Recommended holding period:		3 years	
Example Investment:		GBP 10,000	
		If you exit after 1 year	If you exit after 3 years
Scenarios			
Minimum	There is no minimum guaranteed return if you exit before 3 years. You could lose some or all of your investment.		
Stress	What you might get back after costs	GBP 7,030	GBP 7,880
	Average return each year	-29.70%	-7.63%
Unfavourable	What you might get back after costs	GBP 8,520	GBP 8,160
	Average return each year	-14.80%	-6.55%
Moderate	What you might get back after costs	GBP 9,920	GBP 9,920
	Average return each year	-0.80%	-0.27%
Favourable	What you might get back after costs	GBP 11,230	GBP 11,340
	Average return each year	12.30%	4.28%

The figures shown include all the costs of the Fund itself, but may not include all the costs that you pay to your advisor or distributor. The figures do not take into account your personal tax situation, which may also affect how much you get back.

The stress scenario shows what you might get back in extreme market circumstances.

This Fund cannot be easily cashed in.

Unfavourable scenario: This type of scenario occurred for an investment using the benchmark as stated in the prospectus between 2020 and 2023.

Moderate scenario: This type of scenario occurred for an investment using the benchmark as stated in the prospectus between 2019 and 2022.

Favourable scenario: This type of scenario occurred for an investment using the benchmark as stated in the prospectus between 2017 and 2020.

What happens if VGIL is unable to pay out?

The assets of the Fund are held in safekeeping by its depositary. In the event of the insolvency of VGIL, the Fund's assets in the safekeeping of the depositary will not be affected. However, in the event of the depositary's insolvency, or someone acting on its behalf, the Fund may suffer a financial loss. This risk is mitigated to a certain extent by the fact the depositary is required by law and regulation to segregate its own assets from the assets of the Fund. The depositary will also be liable to the Fund and the investors for any loss arising from, among other things, its negligence, fraud or intentional failure to properly fulfil its obligations (subject to certain limitations).

There is no compensation or guarantee scheme protecting you from a default of the Fund's depositary.

What are the costs?

The person advising on or selling you the Fund may charge you other costs. If so, this person will provide you with information about these costs and how they affect your investment.

Costs over Time

The tables show the amounts that are taken from your investment to cover different types of costs. These amounts depend on how much you invest, how long you invest in the Fund and how well the Fund does. The amounts shown here are illustrations based on an example investment amount and different possible investment periods.

We have assumed:

- In the first year you would get back the amount that you invested (0% annual return). For the other holding periods we have assumed the Fund performs as shown in the moderate scenario

- GBP 10,000 per year is invested.

	If you exit after 1 year	If you exit after 3 years
Total costs	GBP 18	GBP 54
Annual cost impact (*)	0.2%	0.2% each year

(*) This illustrates how costs reduce your return each year over the holding period. For example it shows that if you exit at the recommended holding period your average return per year is projected to be -0.1 % before costs and -0.3 % after costs.

We may share part of the costs with the person selling you the Fund to cover the services they provide to you. They will inform you of the amount.

Composition of Costs

One-off costs upon entry or exit		If you exit after 1 year
Entry costs	The Fund does not charge an entry fee.	GBP 0
Exit costs	The Fund does not charge an exit fee, but the person selling you the Fund may do so.	GBP 0
Ongoing costs taken each year		
Management fees and other administrative or operating costs	0.12% of the value of your investment p.a. This is an estimate based on actual costs over the last year and takes account of any known future changes.	GBP 12
Transaction costs	0.06% of the value of your investment per year. This is an estimate of the costs incurred when we buy and sell the underlying investments for the Fund. The actual amount will vary depending on how much we buy and sell.	GBP 6
Incidental costs taken under specific conditions		
Performance fees	There is no performance fee for this Fund.	GBP 0

How long should I hold it and can I take money out early?

Recommended holding period: 3 years

The Fund is appropriate for long-term investment. You should have an investment horizon of at least 3 years.

No redemption fees are imposed in respect of redemptions, however, the Fund may use swing pricing in order to mitigate the effects of dilution on a particular Dealing Day.

How can I complain?

A Shareholder who is not satisfied with their experience as an investor in the Fund is entitled to bring a complaint to the Fund in accordance with the applicable complaints handling policy. Should you wish to lodge a complaint about a Vanguard product or our service, please contact: Brown Brothers Harriman Fund Administration Services (Ireland) Limited, 30 Herbert Street, Dublin 2, D02 W329. Ireland. Telephone: 00353 1241 7144 Fax: 00353 12417146 or vanguard.ta@BBH.com with details of your grievance. Please also be aware that there may be collective redress mechanisms or separate ombudsman arrangements available in your country. <https://global.vanguard.com/>

Other relevant information

You can find information related to the past performance of the Fund for up to 10 years of data at:

- https://docs.data2report.lu/documents/Vanguard/KID_PP/KID_annex_PP_IE00BDD0SS10_en.pdf.

- https://docs.data2report.lu/documents/Vanguard/KID_PS/KID_annex_PS_IE00BDD0SS10_en.pdf

Details of VGIL's Remuneration Policy are available at <https://www.ie.vanguard/content/dam/intl/europe/documents/ch/en/ucits-v-remuneration-policy.pdf>, including: (a) a description of how remuneration and benefits are calculated; and (b) the identities of persons responsible for awarding remuneration and benefits. A paper copy of these details may be obtained, free of charge, on request from VGIL at 70 Sir John Rogerson's Quay, Dublin 2, Ireland. Liability: VGIL may be held liable solely on the basis of any statement contained in this document that is misleading, inaccurate or inconsistent with the relevant parts of the Prospectus. Tax: VIS is subject to the tax laws of Ireland. Depending on your country of residence, this may have an impact on your personal tax position. You are recommended to consult your professional tax adviser.